

[MS-PAC]:

Privilege Attribute Certificate Data Structure

Intellectual Property Rights Notice for Open Specifications Documentation

- **Technical Documentation.** Microsoft publishes Open Specifications documentation for protocols, file formats, languages, standards as well as overviews of the interaction among each of these technologies.
- **Copyrights.** This documentation is covered by Microsoft copyrights. Regardless of any other terms that are contained in the terms of use for the Microsoft website that hosts this documentation, you may make copies of it in order to develop implementations of the technologies described in the Open Specifications and may distribute portions of it in your implementations using these technologies or your documentation as necessary to properly document the implementation. You may also distribute in your implementation, with or without modification, any schema, IDL's, or code samples that are included in the documentation. This permission also applies to any documents that are referenced in the Open Specifications.
- **No Trade Secrets.** Microsoft does not claim any trade secret rights in this documentation.
- **Patents.** Microsoft has patents that may cover your implementations of the technologies described in the Open Specifications. Neither this notice nor Microsoft's delivery of the documentation grants any licenses under those or any other Microsoft patents. However, a given Open Specification may be covered by Microsoft [Open Specification Promise](#) or the [Community Promise](#). If you would prefer a written license, or if the technologies described in the Open Specifications are not covered by the Open Specifications Promise or Community Promise, as applicable, patent licenses are available by contacting iplg@microsoft.com.
- **Trademarks.** The names of companies and products contained in this documentation may be covered by trademarks or similar intellectual property rights. This notice does not grant any licenses under those rights. For a list of Microsoft trademarks, visit www.microsoft.com/trademarks.
- **Fictitious Names.** The example companies, organizations, products, domain names, e-mail addresses, logos, people, places, and events depicted in this documentation are fictitious. No association with any real company, organization, product, domain name, email address, logo, person, place, or event is intended or should be inferred.

Reservation of Rights. All other rights are reserved, and this notice does not grant any rights other than specifically described above, whether by implication, estoppel, or otherwise.

Tools. The Open Specifications do not require the use of Microsoft programming tools or programming environments in order for you to develop an implementation. If you have access to Microsoft programming tools and environments you are free to take advantage of them. Certain Open Specifications are intended for use in conjunction with publicly available standard specifications and network programming art, and assumes that the reader either is familiar with the aforementioned material or has immediate access to it.

Revision Summary

Date	Revision History	Revision Class	Comments
3/2/2007	1.0		Version 1.0 release
4/3/2007	1.1		Version 1.1 release
5/11/2007	1.2		Version 1.2 release
6/1/2007	2.0	Major	Updated and revised the technical content.
7/3/2007	2.0.1	Editorial	Changed language and formatting in the technical content.
8/10/2007	2.0.2	Editorial	Changed language and formatting in the technical content.
9/28/2007	3.0	Major	Converted to unified format.
10/23/2007	3.0.1	Editorial	Changed language and formatting in the technical content.
1/25/2008	4.0	Major	Updated and revised the technical content.
3/14/2008	4.1	Minor	Clarified the meaning of the technical content.
6/20/2008	5.0	Major	Updated and revised the technical content.
7/25/2008	5.0.1	Editorial	Changed language and formatting in the technical content.
8/29/2008	5.0.2	Editorial	Changed language and formatting in the technical content.
10/24/2008	5.1	Minor	Clarified the meaning of the technical content.
12/5/2008	5.2	Minor	Clarified the meaning of the technical content.
1/16/2009	5.3	Minor	Clarified the meaning of the technical content.
2/27/2009	6.0	Major	Updated and revised the technical content.
4/10/2009	7.0	Major	Updated and revised the technical content.
5/22/2009	8.0	Major	Updated and revised the technical content.
7/2/2009	8.1	Minor	Clarified the meaning of the technical content.
8/14/2009	8.2	Minor	Clarified the meaning of the technical content.
9/25/2009	9.0	Major	Updated and revised the technical content.
11/6/2009	10.0	Major	Updated and revised the technical content.
12/18/2009	10.0.1	Editorial	Changed language and formatting in the technical content.
1/29/2010	11.0	Major	Updated and revised the technical content.
3/12/2010	11.1	Minor	Clarified the meaning of the technical content.
4/23/2010	11.2	Minor	Clarified the meaning of the technical content.
6/4/2010	11.3	Minor	Clarified the meaning of the technical content.
7/16/2010	11.3	None	No changes to the meaning, language, or formatting of the technical content.
8/27/2010	12.0	Major	Updated and revised the technical content.

Date	Revision History	Revision Class	Comments
10/8/2010	12.0	None	No changes to the meaning, language, or formatting of the technical content.
11/19/2010	12.0	None	No changes to the meaning, language, or formatting of the technical content.
1/7/2011	12.1	Minor	Clarified the meaning of the technical content.
2/11/2011	12.1	None	No changes to the meaning, language, or formatting of the technical content.
3/25/2011	12.1	None	No changes to the meaning, language, or formatting of the technical content.
5/6/2011	12.1	None	No changes to the meaning, language, or formatting of the technical content.
6/17/2011	12.2	Minor	Clarified the meaning of the technical content.
9/23/2011	12.2	None	No changes to the meaning, language, or formatting of the technical content.
12/16/2011	13.0	Major	Updated and revised the technical content.
3/30/2012	14.0	Major	Updated and revised the technical content.
7/12/2012	15.0	Major	Updated and revised the technical content.
10/25/2012	15.0	None	No changes to the meaning, language, or formatting of the technical content.
1/31/2013	15.0	None	No changes to the meaning, language, or formatting of the technical content.
8/8/2013	16.0	Major	Updated and revised the technical content.
11/14/2013	16.0	None	No changes to the meaning, language, or formatting of the technical content.
2/13/2014	16.0	None	No changes to the meaning, language, or formatting of the technical content.
5/15/2014	16.0	None	No changes to the meaning, language, or formatting of the technical content.
6/30/2015	17.0	Major	Significantly changed the technical content.

Table of Contents

1	Introduction	5
1.1	Glossary	5
1.2	References	7
1.2.1	Normative References	7
1.2.2	Informative References	8
1.3	Overview	8
1.4	Relationship to Protocols and Other Structures	9
1.5	Applicability Statement	9
1.6	Versioning and Localization	9
1.7	Vendor-Extensible Fields	9
2	Structures	10
2.1	Common Types.....	11
2.2	Constructed Security Types	11
2.2.1	KERB_SID_AND_ATTRIBUTES	11
2.2.2	GROUP_MEMBERSHIP	12
2.2.3	DOMAIN_GROUP_MEMBERSHIP	12
2.3	PACTYPE	12
2.4	PAC_INFO_BUFFER.....	13
2.5	KERB_VALIDATION_INFO.....	14
2.6	PAC Credentials	18
2.6.1	PAC_CREDENTIAL_INFO	19
2.6.2	PAC_CREDENTIAL_DATA	20
2.6.3	SECPKG_SUPPLEMENTAL_CRED	21
2.6.4	NTLM_SUPPLEMENTAL_CREDENTIAL	21
2.7	PAC_CLIENT_INFO	22
2.8	PAC_SIGNATURE_DATA	22
2.8.1	Server Signature	23
2.8.2	KDC Signature	24
2.9	Constrained Delegation Information	24
2.10	UPN_DNS_INFO	24
2.11	PAC_CLIENT_CLAIMS_INFO.....	25
2.12	PAC_DEVICE_INFO.....	26
2.13	PAC_DEVICE_CLAIMS_INFO	27
2.14	Formal MIDL Definition	27
3	Structure Examples	30
3.1	Logon Authorization Information	32
3.2	Client Information	34
3.3	Signatures	34
4	Security.....	35
4.1	Security Considerations for Implementers	35
4.1.1	Tampered PAC Data	35
4.1.2	Authorization Validation and Filtering	35
4.1.2.1	Rules for SID Inclusion in the PAC.....	35
4.1.2.2	SID Filtering and Claims Transformation	35
4.1.2.3	crealm Filtering.....	40
4.2	Index of Security Fields	41
5	Appendix A: Product Behavior	42
6	Change Tracking.....	46
7	Index.....	48

1 Introduction

The Privilege Attribute Certificate (PAC) Data Structure is used by authentication protocols (protocols that verify identities) to transport authorization information, which controls access to resources. Once authentication has been accomplished, the next task is to decide if a particular request is authorized. Management of network systems often models broad authorization decisions through groups; for example, all engineers that have access to a specific printer or all sales personnel that have access to a certain web server. Making group information consistently available to a number of services allows for simpler management.

The Kerberos protocol is one of the most commonly used authentication mechanisms. However, the Kerberos protocol [\[RFC4120\]](#) does not provide authorization; "kerberized" applications are expected to manage their own authorization, typically through names. Specifically, the Kerberos protocol does not define any explicit group membership or logon policy information to be carried in the Kerberos tickets; it leaves that for Kerberos extensions to provide a mechanism to convey authorization information by encapsulating this information within an AuthorizationData structure ([\[RFC4120\]](#) section 5.2.6). The Privilege Attribute Certificate (PAC) was created to provide this authorization data for Kerberos Protocol Extensions [\[MS-KILE\]](#).

[\[MS-KILE\]](#) encodes authorization information, which consists of group memberships, into a structure referred to as the PAC. In addition to membership information, the PAC includes additional credential information, profile and policy information, and supporting security metadata. [<1>](#)

Sections 1.7 and 2 of this specification are normative and can contain the terms MAY, SHOULD, MUST, MUST NOT, and SHOULD NOT as defined in [\[RFC2119\]](#). All other sections and examples in this specification are informative.

1.1 Glossary

The following terms are specific to this document:

Advanced Encryption Standard (AES): A block cipher that supersedes the **Data Encryption Standard (DES)**. AES can be used to protect electronic data. The AES algorithm can be used to encrypt (encipher) and decrypt (decipher) information. Encryption converts data to an unintelligible form called ciphertext; decrypting the ciphertext converts the data back into its original form, called plaintext. AES is used in symmetric-key cryptography, meaning that the same key is used for the encryption and decryption operations. It is also a block cipher, meaning that it operates on fixed-size blocks of plaintext and ciphertext, and requires the size of the plaintext as well as the ciphertext to be an exact multiple of this block size. AES is also known as the Rijndael symmetric encryption algorithm [\[FIPS197\]](#).

Data Encryption Standard (DES): A specification for encryption of computer data that uses a 56-bit key developed by IBM and adopted by the U.S. government as a standard in 1976. For more information see [\[FIPS46-3\]](#).

domain controller (DC): The service, running on a server, that implements Active Directory, or the server hosting this service. The service hosts the data store for objects and interoperates with other **DCs** to ensure that a local change to an object replicates correctly across all **DCs**. When Active Directory is operating as Active Directory Domain Services (AD DS), the **DC** contains full NC replicas of the configuration naming context (config NC), schema naming context (schema NC), and one of the domain NCs in its forest. If the AD DS **DC** is a global catalog server (GC server), it contains partial NC replicas of the remaining domain NCs in its forest. For more information, see [\[MS-AUTHSOD\]](#) section 1.1.1.5.2 and [\[MS-ADTS\]](#). When Active Directory is operating as Active Directory Lightweight Directory Services (AD LDS), several AD LDS **DCs** can run on one server. When Active Directory is operating as AD DS, only one AD DS **DC** can run on one server. However, several AD LDS **DCs** can coexist with one AD DS **DC** on one server. The AD LDS **DC** contains full NC replicas of the config NC and the schema NC in its forest.

fully qualified domain name (FQDN): (1) An unambiguous domain name (2) that gives an absolute location in the Domain Name System's (DNS) hierarchy tree, as defined in [\[RFC1035\]](#) section 3.1 and [\[RFC2181\]](#) section 11.

(2) In Active Directory, a **fully qualified domain name (FQDN) (1)** that identifies a domain.

Interface Definition Language (IDL): The International Standards Organization (ISO) standard language for specifying the interface for remote procedure calls. For more information, see [\[C706\]](#) section 4.

Key Distribution Center (KDC): The Kerberos service that implements the authentication (2) and ticket granting services specified in the Kerberos protocol. The service runs on computers selected by the administrator of the realm or domain; it is not present on every machine on the network. It must have access to an account database for the realm that it serves. Windows **KDCs** are integrated into the **domain controller** role of a Windows Server operating system acting as a Domain Controller. It is a network service that supplies tickets to clients for use in authenticating to services.

Microsoft Interface Definition Language (MIDL): The Microsoft implementation and extension of the OSF-DCE **Interface Definition Language (IDL)**. **MIDL** can also mean the **Interface Definition Language (IDL)** compiler provided by Microsoft. For more information, see [\[MS-RPCE\]](#).

Network Data Representation (NDR): A specification that defines a mapping from **Interface Definition Language (IDL)** data types onto octet streams. **NDR** also refers to the runtime environment that implements the mapping facilities (for example, data provided to **NDR**). For more information, see [\[MS-RPCE\]](#) and [\[C706\]](#) section 14.

read-only domain controller (RODC): A **domain controller (DC)** that does not accept originating updates. Additionally, an **RODC** does not perform outbound replication. An **RODC** cannot be the primary domain controller (PDC) for its domain.

relative identifier (RID): The last item in the series of SubAuthority values in a SID (as specified in [\[SIDD\]](#)). It distinguishes one account or group from all other accounts and groups in the domain. No two accounts or groups in any domain share the same relative identifier.

remote procedure call (RPC): A context-dependent term commonly overloaded with three meanings. Note that much of the industry literature concerning RPC technologies uses this term interchangeably for any of the three meanings. Following are the three definitions: (*) The runtime environment providing remote procedure call facilities. The preferred usage for this meaning is "RPC runtime". (*) The pattern of request and response message exchange between two parties (typically, a client and a server). The preferred usage for this meaning is "RPC exchange". (*) A single message from an exchange as defined in the previous definition. The preferred usage for this term is "RPC message". For more information about RPC, see [\[C706\]](#).

security identifier (SID): An identifier for security principals in Windows that is used to identify an account or a group. Conceptually, the **SID** is composed of an account authority portion (typically a domain) and a smaller integer representing an identity relative to the account authority, termed the **relative identifier (RID)**. The **SID** format is specified in [\[MS-DTYP\]](#) section 2.4.2; a string representation of **SIDs** is specified in [\[MS-DTYP\]](#) section 2.4.2 and [\[MS-AZOD\]](#) section 1.1.1.2.

Service for User (S4U): Microsoft-specific extensions to the Kerberos protocol that allow a service to obtain a Kerberos service ticket for a user that has not authenticated to the **Key Distribution Center (KDC)**. **S4U** includes S4U2proxy and S4U2self.

Service for User to Proxy (S4U2proxy): An extension that allows a service to obtain a service ticket on behalf of a user to a different service.

ticket-granting service (TGS): A service that issues tickets for admission to other services in its own domain or for admission to the ticket-granting service in another domain.

ticket-granting ticket (TGT): A special type of ticket that can be used to obtain other tickets. The TGT is obtained after the initial authentication in the Authentication Service (AS) exchange; thereafter, users do not need to present their credentials, but can use the TGT to obtain subsequent tickets.

trusted domain object (TDO): A collection of properties that define a trust relationship with another domain, such as direction (outbound, inbound, or both), trust attributes, name, and security identifier of the other domain. For more information, see [MS-ADTS].

UNC path: The location of a file in a network of computers as specified in the Universal Naming Convention (UNC) syntax. Also known as UncPath.

MAY, SHOULD, MUST, SHOULD NOT, MUST NOT: These terms (in all caps) are used as defined in [RFC2119]. All statements of optional behavior use either MAY, SHOULD, or SHOULD NOT.

1.2 References

Links to a document in the Microsoft Open Specifications library point to the correct section in the most recently published version of the referenced document. However, because individual documents in the library are not updated at the same time, the section numbers in the documents may not match. You can confirm the correct section numbering by checking the [Errata](#).

1.2.1 Normative References

We conduct frequent surveys of the normative references to assure their continued availability. If you have any issue with finding a normative reference, please contact dochelp@microsoft.com. We will assist you in finding the relevant information.

[C706] The Open Group, "DCE 1.1: Remote Procedure Call", C706, August 1997, <https://www2.opengroup.org/ogsys/catalog/c706>

[MS-ADA1] Microsoft Corporation, "[Active Directory Schema Attributes A-L](#)".

[MS-ADA2] Microsoft Corporation, "[Active Directory Schema Attributes M](#)".

[MS-ADA3] Microsoft Corporation, "[Active Directory Schema Attributes N-Z](#)".

[MS-ADTS] Microsoft Corporation, "[Active Directory Technical Specification](#)".

[MS-APDS] Microsoft Corporation, "[Authentication Protocol Domain Support](#)".

[MS-DTYP] Microsoft Corporation, "[Windows Data Types](#)".

[MS-KILE] Microsoft Corporation, "[Kerberos Protocol Extensions](#)".

[MS-NLMP] Microsoft Corporation, "[NT LAN Manager \(NTLM\) Authentication Protocol](#)".

[MS-NRPC] Microsoft Corporation, "[Netlogon Remote Protocol](#)".

[MS-PKCA] Microsoft Corporation, "[Public Key Cryptography for Initial Authentication \(PKINIT\) in Kerberos Protocol](#)".

[MS-RCMP] Microsoft Corporation, "[Remote Certificate Mapping Protocol](#)".

[MS-RPCE] Microsoft Corporation, "[Remote Procedure Call Protocol Extensions](#)".

[MS-SAMR] Microsoft Corporation, "[Security Account Manager \(SAM\) Remote Protocol \(Client-to-Server\)](#)".

[MS-SFU] Microsoft Corporation, "[Kerberos Protocol Extensions: Service for User and Constrained Delegation Protocol](#)".

[RFC2119] Bradner, S., "Key words for use in RFCs to Indicate Requirement Levels", BCP 14, RFC 2119, March 1997, <http://www.rfc-editor.org/rfc/rfc2119.txt>

[RFC3244] Swift, M., Trostle, J., and Brezak, J., "Microsoft Windows 2000 Kerberos Change Password and Set Password Protocols", RFC 3244, February 2002, <http://www.ietf.org/rfc/rfc3244.txt>

[RFC3961] Raeburn, K., "Encryption and Checksum Specifications for Kerberos 5", RFC 3961, February 2005, <http://www.ietf.org/rfc/rfc3961.txt>

[RFC3962] Raeburn, K., "Advanced Encryption Standard (AES) Encryption for Kerberos 5", RFC 3962, February 2005, <http://www.ietf.org/rfc/rfc3962.txt>

[RFC4120] Neuman, C., Yu, T., Hartman, S., and Raeburn, K., "The Kerberos Network Authentication Service (V5)", RFC 4120, July 2005, <http://www.rfc-editor.org/rfc/rfc4120.txt>

[RFC4556] Zhu, L., and Tung, B., "Public Key Cryptography for Initial Authentication in Kerberos", RFC 4556, June 2006, <http://www.ietf.org/rfc/rfc4556.txt>

[RFC4757] Jaganathan, K., Zhu, L., and Brezak, J., "The RC4-HMAC Kerberos Encryption Types Used by Microsoft Windows", RFC 4757, December 2006, <http://www.ietf.org/rfc/rfc4757.txt>

1.2.2 Informative References

[MIDLINF] Microsoft Corporation, "MIDL Language Reference", <http://msdn.microsoft.com/en-us/library/aa367088.aspx>

[SIDATT] Microsoft Corporation, "TOKEN_GROUPS", <http://msdn.microsoft.com/en-us/library/aa379624.aspx>

1.3 Overview

The PAC is a structure that conveys authorization-related information provided by **domain controllers (DCs)**. [MS-KILE] requires that the PAC information be encoded within an AuthorizationData element ([RFC4120] section 5.2.6). [MS-KILE] also requires that the PAC information be enclosed in an AD-IF-RELEVANT AuthorizationData element, since this information is noncritical authorization data. This clearly indicates to the receiver that this data can be ignored if the receiver does consume the information in the PAC.

Examples of information that can be provided by a DC include:

- Authorization data such as **security identifiers (SIDs)** and **relative identifiers (RIDs)**.
- User profile information such as a home directory or logon script.
- Password credentials, used during smart card authentication, for password based authentication protocols to use at a later time.
- **Service for User (S4U)** protocol [MS-SFU] data.

1.4 Relationship to Protocols and Other Structures

The PAC is used primarily in [\[MS-KILE\]](#) but can be carried in other protocols, such as Remote Certificate Mapping [\[MS-RCMP\]](#) for representing authorization information such as group membership. The PAC is used by the Digest validation protocol [\[MS-APDS\]](#) and Remote Certificate Mapping Protocol [\[MS-RCMP\]](#).

1.5 Applicability Statement

The PAC structure can be used to transport authorization information from the DC to the client's operating system. In addition to the user's group membership information, the PAC can include additional credential information, profile and policy information, and supporting security metadata.

1.6 Versioning and Localization

The PAC contains a version number field that is not used.

The PAC can contain Unicode strings whose values are specified by and are meaningful to a customer's domain administrator. It is assumed that both the creator and the recipient of a PAC have compatible levels of Unicode.

1.7 Vendor-Extensible Fields

None.

2 Structures

Some of the PAC structures are formatted by using the Distributed Computing Environment (DCE) data representation as specified in [C706], and as exposed by Microsoft's type marshaling support in Microsoft **Remote Procedure Call (RPC)** [MS-RPCE]. This requires that an **Interface Definition Language (IDL)** file for the types be created and that this IDL be used for marshaling the data into a single message. For more information, see [MIDLINF].

For extensibility purposes, the structures used in the encapsulation allow for additional types to be incorporated, as shown in the following figure.

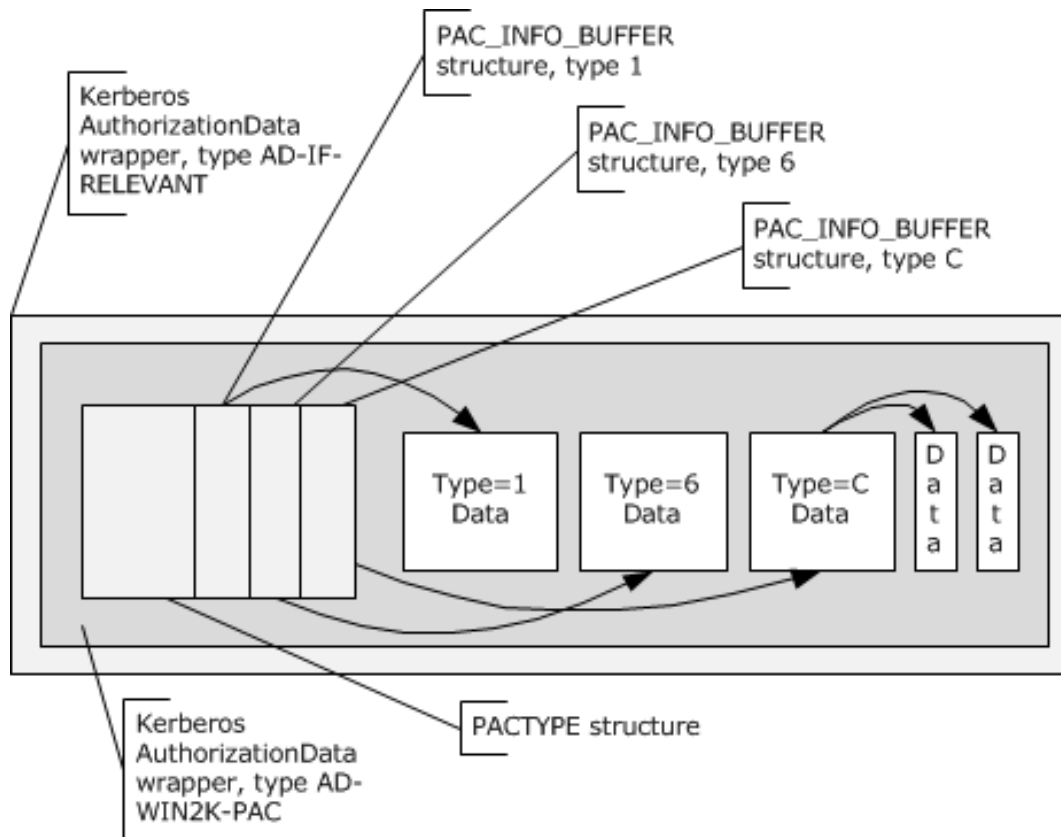


Figure 1: Encapsulation layers

The AuthorizationData element AD-IF-RELEVANT ([RFC4120] section 5.2.6) is the outermost wrapper. It encapsulates another AuthorizationData element of type AD-WIN2K-PAC ([RFC4120] section 7.5.4). Inside this structure is the **PACTYPE** structure, which serves as a header for the actual PAC elements. Immediately following the **PACTYPE** header is a series of **PAC INFO BUFFER** structures. These **PAC_INFO_BUFFER** structures serve as pointers into the contents of the PAC that follows this header.

The preceding figure is illustrative of the way an AuthorizationData element is constructed and is not intended to represent a complete or actual AuthorizationData element. The element starts with a contiguous set of structures, but the remainder of the element consists of a space within which data blocks reside. Those blocks are referenced by a pointer from the initial contiguous structures (as in Type 1, 6, and C blocks in the figure) or from another block (as in the data blocks referenced by the Type C data block). Data blocks in this space are not to overlap, but need not be contiguous or in any particular order.

2.1 Common Types

The PAC uses the following simple types, which are specified in [MS-DTYP]: BYTE, FILETIME, UCHAR, ULONG, ULONG64, USHORT, and WCHAR. The PAC also makes use of the RPC_SID and RPC_UNICODE_STRING structures, as specified in [MS-DTYP].

2.2 Constructed Security Types

2.2.1 KERB_SID_AND_ATTRIBUTES

The KERB_SID_AND_ATTRIBUTES structure represents a SID and its attributes for use in authentication. It is sent within the [KERB_VALIDATION_INFO \(section 2.5\)](#) structure and used to include additional information about the group that the SID references.

The format of the KERB_SID_AND_ATTRIBUTES structure is defined as follows:

```
typedef struct KERB_SID_AND_ATTRIBUTES {
    PISID Sid;
    ULONG Attributes;
} KERB_SID_AND_ATTRIBUTES,
*PKERB_SID_AND_ATTRIBUTES;
```

Sid: A pointer to an RPC_SID structure.

Attributes: A set of bit flags that describe attributes of the SID.

Attributes can contain one or more of the following bits.

0	1	2	3	4	5	6	7	8	9	10	11	12	13	14	15	16	17	18	19	20	21	22	23	24	25	26	27	28	29	30	31		
0	0	E	0	0	0	0	0	0	0	0	0	0	0	0	0	0	0	0	0	0	0	0	0	0	0	0	0	0	0	D	C	B	A

Where the bits are defined as:

Value	Description
A	This setting means that the group is mandatory for the user and cannot be disabled. Corresponds to SE_GROUP_MANDATORY. For more information, see [SIDATT].
B	This setting means that the group should be marked as enabled by default. Corresponds to SE_GROUP_ENABLED_BY_DEFAULT. For more information, see [SIDATT].
C	This setting means that the group is enabled for use. Corresponds to SE_GROUP_ENABLED. For more information, see [SIDATT].
D	This setting means that the group can be assigned as an owner of a resource. Corresponds to SE_GROUP_OWNER. For more information, see [SIDATT].
E	This setting means that the group is a domain-local or resource group. Corresponds to SE_GROUP_RESOURCE. For more information, see [SIDATT].

All other bits MUST be set to zero and MUST be ignored on receipt.

2.2.2 GROUP_MEMBERSHIP

The GROUP_MEMBERSHIP structure identifies a group to which an account belongs. It is sent within the [KERB_VALIDATION_INFO \(section 2.5\)](#) structure.

The format of the GROUP_MEMBERSHIP structure is defined as follows:

```
typedef struct _GROUP_MEMBERSHIP {
    ULONG RelativeId;
    ULONG Attributes;
} GROUP_MEMBERSHIP,
*PGROUP_MEMBERSHIP;
```

RelativeId: A 32-bit unsigned integer that contains the RID of a particular group.

Attributes: A 32-bit unsigned integer value that contains the group membership attributes set for the RID contained in **RelativeId**. The possible values for the **Attributes** flags are identical to those specified in [KERB_SID_AND_ATTRIBUTES \(section 2.2.1\)](#).

2.2.3 DOMAIN_GROUP_MEMBERSHIP

The DOMAIN_GROUP_MEMBERSHIP structure identifies a domain and groups to which an account belongs. It is sent within the [PAC_DEVICE_INFO \(section 2.12\)](#) structure. <2>

```
typedef struct DOMAIN_GROUP_MEMBERSHIP {
    PSID DomainId;
    ULONG GroupCount;
    [size_is(GroupCount)] PGROUP_MEMBERSHIP GroupIds;
} DOMAIN_GROUP_MEMBERSHIP,
*PDOMAIN_GROUP_MEMBERSHIP;
```

DomainId: A SID structure that contains the SID for the domain. This member is used in conjunction with the GroupIds members to create group SIDs for the device.

GroupCount: A 32-bit unsigned integer that contains the number of groups within the domain to which the account belongs.

GroupIds: A pointer to a list of [GROUP_MEMBERSHIP](#) structures that contain the groups to which the account belongs in the domain. The number of groups in this list MUST be equal to GroupCount.

2.3 PACTYPE

The PACTYPE structure is the topmost structure of the PAC and specifies the number of elements in the [PAC_INFO_BUFFER \(section 2.4\)](#) array. The PACTYPE structure serves as the header for the complete PAC data.

The PACTYPE structure is defined as follows:

0	1	2	3	4	5	6	7	8	9	0	1	2	3	4	5	6	7	8	9	0	1	2	3	4	5	6	7	8	9	0	1
cBuffers																															
Version																															
Buffers (variable)																															

...

cBuffers (4 bytes): A 32-bit unsigned integer in little-endian format that defines the number of entries in the **Buffers** array.

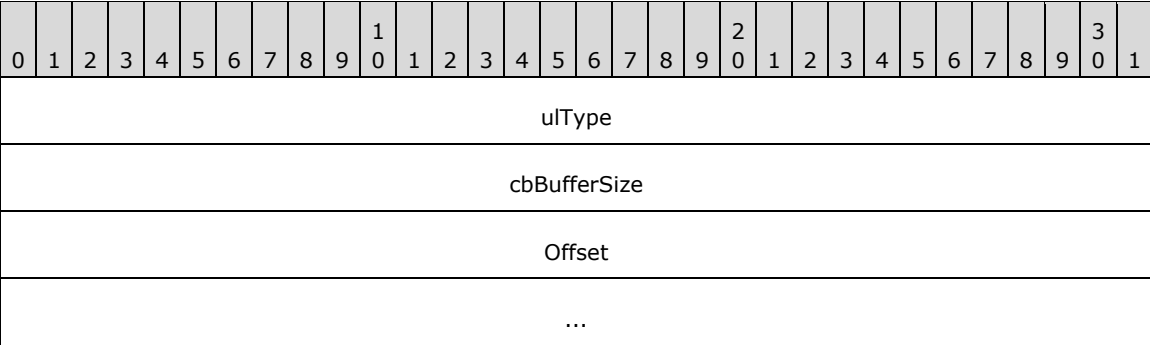
Version (4 bytes): A 32-bit unsigned integer in little-endian format that defines the PAC version; MUST be 0x00000000.

Buffers (variable): An array of PAC_INFO_BUFFER structures.

The actual contents of the PAC are placed serially after the variable set of PAC_INFO_BUFFER structures. The contents are individually serialized PAC elements. All PAC elements MUST be placed on an 8-byte boundary.

2.4 PAC_INFO_BUFFER

Following the [PACTYPE \(section 2.3\)](#) structure is an array of PAC_INFO_BUFFER structures each of which defines the type and byte offset to a buffer of the PAC. The PAC_INFO_BUFFER array has no defined ordering. Therefore, the order of the PAC_INFO_BUFFER buffers has no significance. However, once the **Key Distribution Center (KDC)** and server signatures are generated, the ordering of the buffers MUST NOT change, or signature verification of the PAC contents will fail.



ulType (4 bytes): A 32-bit unsigned integer in little-endian format that describes the type of data present in the buffer contained at **Offset**.

Value	Meaning
0x00000001	Logon information (section 2.5). PAC structures MUST contain one buffer of this type. Additional logon information buffers MUST be ignored.
0x00000002	Credentials information (section 2.6). PAC structures SHOULD NOT contain more than one buffer of this type, based on constraints specified in section 2.6. Second or subsequent credentials information buffers MUST be ignored on receipt.
0x00000006	Server checksum (section 2.8). PAC structures MUST contain one buffer of this type. Additional logon server checksum buffers MUST be ignored.
0x00000007	KDC (privilege server) checksum (section 2.8). PAC structures MUST contain one buffer of this type. Additional KDC checksum buffers MUST be ignored.
0x0000000A	Client name and ticket information (section 2.7). PAC structures MUST contain one buffer of this type. Additional client and ticket information buffers MUST be ignored.
0x0000000B	Constrained delegation information (section 2.9). PAC structures MUST contain one buffer of this type for Service for User to Proxy (S4U2proxy) [MS-SFU] requests and none otherwise. Additional constrained delegation information buffers MUST be ignored.

Value	Meaning
0x0000000C	User principal name (UPN) and Domain Name System (DNS) information (section 2.10). PAC structures SHOULD NOT contain more than one buffer of this type. Second or subsequent UPN and DNS information buffers MUST be ignored. <3>
0x0000000D	Client claims information (section 2.11). PAC structures SHOULD NOT contain more than one buffer of this type. Additional client claims information buffers MUST be ignored. <4>
0x0000000E	Device information (section 2.12). PAC structures SHOULD NOT contain more than one buffer of this type. Additional device information buffers MUST be ignored. <5>
0x0000000F	Device claims information (section 2.13). PAC structures SHOULD NOT contain more than one buffer of this type. Additional device claims information buffers MUST be ignored. <6>

cbBufferSize (4 bytes): A 32-bit unsigned integer in little-endian format that contains the size, in bytes, of the buffer in the PAC located at **Offset**.

Offset (8 bytes): A 64-bit unsigned integer in little-endian format that contains the offset to the beginning of the buffer, in bytes, from the beginning of the PACTYPE structure (section 2.3). The data offset MUST be a multiple of eight. The following sections specify the format of each type of element.

2.5 KERB_VALIDATION_INFO

The KERB_VALIDATION_INFO structure defines the user's logon and authorization information provided by the DC. A pointer to the KERB_VALIDATION_INFO structure is serialized into an array of bytes and then placed after the **Buffers** array of the topmost PACTYPE structure (section 2.3), at the offset specified in the **Offset** field of the corresponding PAC_INFO_BUFFER structure (section 2.4) in the **Buffers** array. The **ulType** field of the corresponding PAC_INFO_BUFFER structure is set to 0x00000001.

The KERB_VALIDATION_INFO structure is a subset of the NETLOGON_VALIDATION_SAM_INFO4 structure ([\[MS-NRPC\]](#) section 2.2.1.4.13). It is a subset due to historical reasons and to the use of the common Active Directory to generate this information. NTLM uses the NETLOGON_VALIDATION_SAM_INFO4 structure in the context of the server to domain controller exchange, as described in [\[MS-APDS\]](#) section 3.1. Consequently, the KERB_VALIDATION_INFO structure includes NTLM-specific fields. Fields that are common to the KERB_VALIDATION_INFO and the NETLOGON_VALIDATION_SAM_INFO4 structures, and which are specific to the NTLM authentication operation, are not used with [\[MS-KILE\]](#) authentication.

The KERB_VALIDATION_INFO structure is marshaled by RPC [\[MS-RPCE\]](#).

The KERB_VALIDATION_INFO structure is defined as follows:

```
typedef struct _KERB_VALIDATION_INFO {
    FILETIME LogonTime;
    FILETIME LogoffTime;
    FILETIME KickOffTime;
    FILETIME PasswordLastSet;
    FILETIME PasswordCanChange;
    FILETIME PasswordMustChange;
    RPC_UNICODE_STRING EffectiveName;
    RPC_UNICODE_STRING FullName;
    RPC_UNICODE_STRING LogonScript;
    RPC_UNICODE_STRING ProfilePath;
    RPC_UNICODE_STRING HomeDirectory;
    RPC_UNICODE_STRING HomeDirectoryDrive;
    USHORT LogonCount;
    USHORT BadPasswordCount;
    ULONG UserId;
}
```

```

    ULONG PrimaryGroupId;
    ULONG GroupCount;
    [size_is(GroupCount)] PGROUP_MEMBERSHIP GroupIds;
    ULONG UserFlags;
    USER_SESSION_KEY UserSessionKey;
    RPC_UNICODE_STRING LogonServer;
    RPC_UNICODE_STRING LogonDomainName;
    PISID LogonDomainId;
    ULONG Reserved1[2];
    ULONG UserAccountControl;
    ULONG SubAuthStatus;
    FILETIME LastSuccessfulILogon;
    FILETIME LastFailedILogon;
    ULONG FailedILogonCount;
    ULONG Reserved3;
    ULONG SidCount;
    [size_is(SidCount)] PKERB_SID AND ATTRIBUTES ExtraSids;
    PISID ResourceGroupDomainSid;
    ULONG ResourceGroupCount;
    [size_is(ResourceGroupCount)] PGROUP_MEMBERSHIP ResourceGroupIds;
} KERB_VALIDATION_INFO;

```

LogonTime: A FILETIME structure that contains the user account's lastLogon attribute ([\[MS-ADA1\]](#) section 2.351) value.

LogoffTime: A FILETIME structure that contains the time the client's logon session should expire. If the session should not expire, this structure SHOULD have the **dwHighDateTime** member set to 0x7FFFFFFF and the **dwLowDateTime** member set to 0xFFFFFFFF. A recipient of the PAC SHOULD [<7>](#) use this value as an indicator of when to warn the user that the allowed time is due to expire.

KickOffTime: A FILETIME structure that contains **LogoffTime** minus the user account's forceLogoff attribute ([MS-ADA1] section 2.233) value. If the client should not be logged off, this structure SHOULD have the **dwHighDateTime** member set to 0x7FFFFFFF and the **dwLowDateTime** member set to 0xFFFFFFFF. The Kerberos service ticket end time is a replacement for **KickOffTime**. The service ticket lifetime SHOULD NOT be set longer than the **KickOffTime** of an account. A recipient of the PAC SHOULD [<8>](#) use this value as the indicator of when the client should be forcibly disconnected.

PasswordLastSet: A FILETIME structure that contains the user account's pwdLastSet attribute ([\[MS-ADA3\]](#) section 2.175) value. If the password was never set, this structure MUST have the **dwHighDateTime** member set to 0x00000000 and the **dwLowDateTime** member set to 0x00000000.

PasswordCanChange: A FILETIME structure that contains the time at which the client's password is allowed to change. If there is no restriction on when the client may change the password, this member MUST be set to zero.

PasswordMustChange: A FILETIME structure that contains the time at which the client's password expires. If the password will not expire, this structure MUST have the **dwHighDateTime** member set to 0x7FFFFFFF and the **dwLowDateTime** member set to 0xFFFFFFFF.

EffectiveName: An RPC_UNICODE_STRING structure that contains the user account's samAccountName attribute ([MS-ADA3] section 2.222) value.

FullName: An RPC_UNICODE_STRING structure that contains the user account's full name for interactive logon and SHOULD be zero for network logon. If **FullName** is omitted, this member MUST contain an RPC_UNICODE_STRING structure with the Length member set to zero.

LogonScript: An RPC_UNICODE_STRING structure that contains the user account's scriptPath attribute ([MS-ADA3] section 2.232) value for interactive logon and SHOULD be zero for network

logon. If no **LogonScript** is configured for the user, this member MUST contain an RPC_UNICODE_STRING structure with the Length member set to zero.

ProfilePath: An RPC_UNICODE_STRING structure that contains the user account's profilePath attribute ([MS-ADA3] section 2.167) value for interactive logon and SHOULD be zero for network logon. If no **ProfilePath** is configured for the user, this member MUST contain an RPC_UNICODE_STRING structure with the Length member set to zero.

HomeDirectory: An RPC_UNICODE_STRING structure that contains the user account's HomeDirectory attribute ([MS-ADA1] section 2.295) value for interactive logon and SHOULD be zero for network logon. If no **HomeDirectory** is configured for the user, this member MUST contain an RPC_UNICODE_STRING structure with the Length member set to zero.

HomeDirectoryDrive: An RPC_UNICODE_STRING structure that contains the user account's HomeDrive attribute ([MS-ADA1] section 2.296) value for interactive logon and SHOULD be zero for network logon. This member MUST be populated if **HomeDirectory** contains a **UNC path**. If no **HomeDirectoryDrive** is configured for the user, this member MUST contain an RPC_UNICODE_STRING structure with the **Length** member set to zero.

LogonCount: A 16-bit unsigned integer that contains the user account's **LogonCount** attribute ([MS-ADA1] section 2.375) value.

BadPasswordCount: A 16-bit unsigned integer that contains the user account's badPwdCount attribute ([MS-ADA1] section 2.83) value for interactive logon and SHOULD be zero for network logon.

UserId: A 32-bit unsigned integer that contains the RID of the account. If the UserId member equals 0x00000000, the first group SID in this member is the SID for this account.

PrimaryGroupId: A 32-bit unsigned integer that contains the RID for the primary group to which this account belongs.

GroupCount: A 32-bit unsigned integer that contains the number of groups within the account domain to which the account belongs.

GroupIds: A pointer to a list of [GROUP_MEMBERSHIP \(section 2.2.2\)](#) structures that contains the groups to which the account belongs in the account domain. The number of groups in this list MUST be equal to **GroupCount**.

UserFlags: A 32-bit unsigned integer that contains a set of bit flags that describe the user's logon information.

0	1	2	3	4	5	6	7	8	9	¹ 0	1	2	3	4	5	6	7	8	9	² 0	1	2	3	4	5	6	7	8	9	³ 0	1
0	0	0	0	0	0	0	0	0	0	0	0	0	0	0	0	0	0	L	K	J	I	H	G	F	E	D	0	C	0	B	A

The following flags are set only when this structure is created as the result of an NTLM authentication, as specified in [\[MS-NLMP\]](#). These flags MUST be zero for any other authentication protocol, such as [MS-KILE] authentication.

Value	Description
A	Authentication was done via the GUEST account; no password was used.
B	No encryption is available.

Value	Description
C	LAN Manager key was used for authentication.
E	Sub-authentication used; session key came from the sub-authentication package.
F	Indicates that the account is a machine account.
G	Indicates that the domain controller understands NTLMv2.
I	Indicates that ProfilePath is populated.
J	The NTLMv2 response from the NtChallengeResponseFields ([MS-NLMP] section 2.2.1.3) was used for authentication and session key generation.
K	The LMv2 response from the LmChallengeResponseFields ([MS-NLMP] section 2.2.1.3) was used for authentication and session key generation.
L	The LMv2 response from the LmChallengeResponseFields ([MS-NLMP] section 2.2.1.3) was used for authentication and the NTLMv2 response from the NtChallengeResponseFields ([MS-NLMP] section 2.2.1.3) was used session key generation.

The following flags are valid for [MS-KILE] authentications; settings depend on the configuration of the user and groups referenced in the PAC.

Value	Description
D	Indicates that the ExtraSids field is populated and contains additional SIDs.
H	Indicates that the ResourceGroupIds field is populated.

All other bits MUST be set to zero and MUST be ignored on receipt.

UserSessionKey: A session key that is used for cryptographic operations on a session. This field is valid only when authentication is performed using NTLM. For any other protocol, this field MUST be zero.

LogonServer: An RPC_UNICODE_STRING structure that contains the NetBIOS name of the Kerberos KDC that performed the authentication server (AS) ticket request.

LogonDomainName: An RPC_UNICODE_STRING structure that contains the NetBIOS name of the domain to which this account belongs.

LogonDomainId: An RPC_SID structure that contains the SID for the domain specified in **LogonDomainName**. This member is used in conjunction with the **UserId**, **PrimaryGroupId**, and **GroupIds** members to create the user and group SIDs for the client.

Reserved1: A two-element array of unsigned 32-bit integers. This member is reserved, and each element of the array MUST be zero when sent and MUST be ignored on receipt.

UserAccountControl: A 32-bit unsigned integer that contains a set of bit flags that represent information about this account. This field carries the **UserAccountControl** information from the corresponding **Security Account Manager** field, as specified in [\[MS-SAMR\]](#).

SubAuthStatus: A 32-bit unsigned integer that contains the subauthentication package's ([MS-APDS] section 3.1.5.2.1) status code. If a subauthentication package is not used, this structure SHOULD be set to 0x00000000.

LastSuccessfulILogon: A FILETIME structure that contains the user account's msDS-LastSuccessfulInteractiveLogonTime ([\[MS-ADA2\]](#) section 2.357). If the user has never logged on, this structure SHOULD be set to 0x7FFFFFFFFFFFFFFF.

LastFailedILogon: A FILETIME structure that contains the user account's msDS-LastFailedInteractiveLogonTime ([MS-ADA2] section 2.355). If the user has never logged on, this structure SHOULD be set to 0x7FFFFFFFFFFFFFFF.

FailedILogonCount: A 32-bit unsigned integer that contains the user account's msDS-FailedInteractiveLogonCountAtLastSuccessfulLogon ([MS-ADA2] section 2.313).

Reserved3: A 32-bit integer. This member is reserved, and MUST be zero when sent and MUST be ignored on receipt.

SidCount: A 32-bit unsigned integer that contains the total number of SIDs present in the **ExtraSids** member. If this member is not zero then the D bit MUST be set in the **UserFlags** member.

ExtraSids: A pointer to a list of [KERB_SID_AND_ATTRIBUTES \(section 2.2.1\)](#) structures that contain a list of SIDs corresponding to groups in domains other than the account domain to which the principal belongs. This member is not NULL only if the D bit has been set in the **UserFlags** member. If the **UserId** member equals 0x00000000, the first group SID in this member is the SID for this account.

ResourceGroupDomainSid: An RPC_SID structure that contains the SID of the domain for the server whose resources the client is authenticating to. This member is used in conjunction with the **ResourceGroupIds** member to create the group SIDs for the user. If this member is populated, then the H bit MUST be set in the **UserFlags** member.

When this field is not used, it MUST be set to NULL.

ResourceGroupCount: A 32-bit unsigned integer that contains the number of resource group identifiers stored in **ResourceGroupIds**. If this member is not zero, then the H bit MUST be set in the **UserFlags** member.

When this field is not used, it MUST be set to zero.

ResourceGroupIds: A pointer to a list of GROUP_MEMBERSHIP structures that contain the RIDs and attributes of the account's groups in the resource domain. If this member is not NULL, then the H bit MUST be set in the **UserFlags** member.

When this field is not used, it MUST be set to NULL.

2.6 PAC Credentials

When the Kerberos authentication is performed through means other than a password, the PAC includes an element that is used to send credentials for alternate security protocols to the client during initial logon. Typically, this PAC credentials element is used when a public key form of authentication, such as that specified in [\[RFC4556\]](#), is used to establish the Kerberos authentication. This PAC credentials element MUST NOT be present when the PAC structure is used for other protocols. Credentials for other security protocols can be sent to the client for a single logon experience.

Because the information in the PAC credentials element is sensitive (PAC credentials essentially contain password equivalents), the information must be protected. This element is encrypted, as specified in [PAC_CREDENTIAL_INFO \(section 2.6.1\)](#).

The PAC credentials structure is a complex, nested structure that supports extensibility of security protocols that receive their credentials in the same way.

The following figure illustrates how PAC credentials data is nested.

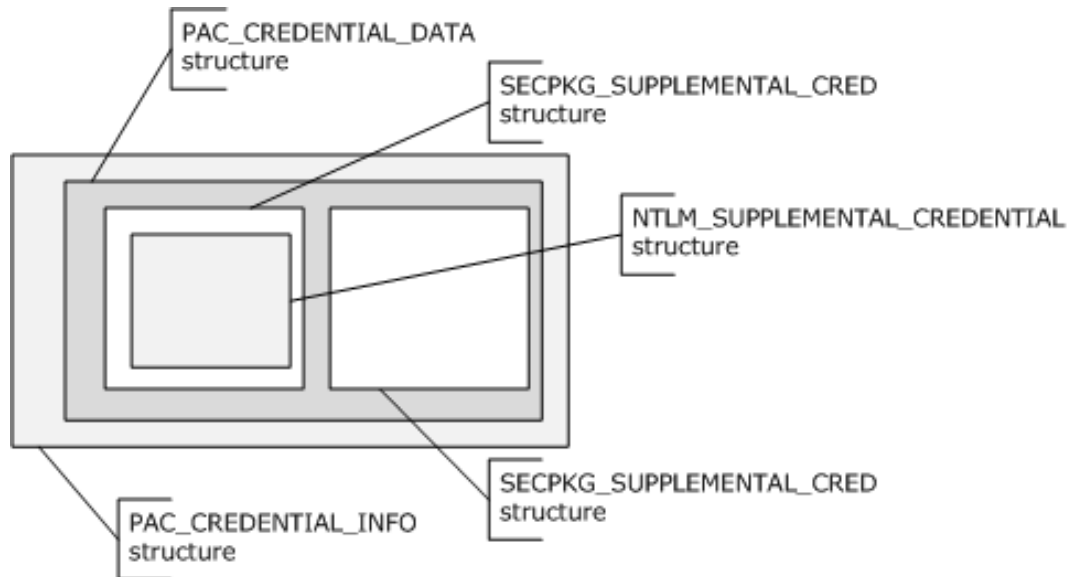


Figure 2: PAC credentials

The outermost PAC_CREDENTIAL_INFO structure contains an encrypted PAC_CREDENTIAL_DATA (section 2.6.2) structure, along with the encryption type, as an indicator of how to decrypt it. The PAC_CREDENTIAL_DATA structure, in turn, contains an array of SECPKG_SUPPLEMENTAL_CRED (section 2.6.3) structures, one per security protocol receiving credentials. Each of these structures contains the name of the security protocol receiving the credentials and credential information specific to the implementation of the protocol. NTLM [MS-NLMP] credentials are supplied in the NTLM_SUPPLEMENTAL_CREDENTIAL structure.

2.6.1 PAC_CREDENTIAL_INFO

The PAC_CREDENTIAL_INFO structure serves as the header for the credential information. The PAC_CREDENTIAL_INFO header indicates the encryption algorithm that was used to encrypt the data that follows it. The data that follows is an encrypted, IDL-serialized PAC_CREDENTIAL_DATA structure that contains the user's actual credentials. Note that this structure cannot be used by protocols other than the [MS-KILE] protocol; the encryption method relies on the encryption key currently in use by the Kerberos AS-REQ ([RFC4120] section 3.1 and [MS-KILE]) message. <9>

A PAC_CREDENTIAL_INFO structure contains the encrypted user's credentials. The Key Usage Number [RFC4120] used in the encryption is KERB_NON_KERB_SALT (16) [MS-KILE] section 3.1.5.9. The encryption key used is the AS reply key. The PAC credentials buffer SHOULD be included only when PKINIT [RFC4556] is used. Therefore, the AS reply key is derived based on PKINIT.

0	1	2	3	4	5	6	7	8	9	10	11	12	13	14	15	16	17	18	19	20	21	22	23	24	25	26	27	28	29	30	31
Version																															

EncryptionType
SerializedData (variable)
...

Version (4 bytes): A 32-bit unsigned integer in little-endian format that defines the version. MUST be 0x00000000.

EncryptionType (4 bytes): A 32-bit unsigned integer in little-endian format that indicates the Kerberos encryption type used to encode the **SerializedData** array. This value MUST be one of the following encryption types, which are a subset of the possible encryption types supported in Kerberos authentication (as specified in [RFC4120], [RFC4757], and [RFC4556]). Note that the Key Usage Number ([RFC4120] sections 4 and 7.5.1) is KERB_NON_KERB_SALT (16) [MS-KILE] section 3.1.5.9. <10>

Value	Meaning
0x00000001	Data Encryption Standard (DES) in cipher block chaining (CBC) mode with cyclic redundancy check (CRC).
0x00000003	DES in CBC mode with MD5.
0x00000011	AES128_CTS_HMAC_SHA1_96 (128-bit encryption key in clear to send (CTS) encryption mode with integrity check algorithm HMAC_SHA1_96). <11>
0x00000012	AES256_CTS_HMAC_SHA1_96 (256-bit encryption key in CTS encryption mode with integrity check algorithm HMAC_SHA1_96). <12>
0x00000017	RC4 with hashed message authentication code (HMAC) key.

SerializedData (variable): A variable length PAC_CREDENTIAL_DATA structure that contains credentials encrypted using the mechanism specified by the **EncryptionType** field. The byte array of encrypted data is computed according to the procedures specified in [RFC3961].

2.6.2 PAC_CREDENTIAL_DATA

The PAC_CREDENTIAL_DATA structure defines an array of security package-specific credentials that are provided to the Kerberos client. The PAC_CREDENTIAL_DATA structure is marshaled by RPC [MS-RPCE].

```
typedef struct _PAC_CREDENTIAL_DATA {
    ULONG CredentialCount;
    [size is(CredentialCount)] SECPKG_SUPPLEMENTAL_CRED Credentials[*];
} PAC_CREDENTIAL_DATA,
*PPAC_CREDENTIAL_DATA;
```

CredentialCount: A 32-bit unsigned integer that defines the number of elements in the **Credentials** member.

Credentials: An array of [SECPKG_SUPPLEMENTAL_CRED \(section 2.6.3\)](#) structures that define the supplemental credentials.

Note: As described in section [2.6.1](#), this structure is encrypted prior to being encoded in any other structures. Encryption is performed by first serializing the data structure via **Network Data Representation (NDR)** encoding, as specified in [MS-RPCE]. Once serialized, the data is encrypted using the key and cryptographic system selected through the AS protocol and the KRB_AS_REP

message (as specified in [RFC4120](#) section 3.1.3 and [RFC4556](#)). Fields (for capturing this information) and cryptographic parameters are specified in PAC_CREDENTIAL_INFO (section 2.6.1).

2.6.3 SECPKG_SUPPLEMENTAL_CRED

The SECPKG_SUPPLEMENTAL_CRED structure defines the name of the security package that requires supplemental credentials and the credential buffer for that package. The SECPKG_SUPPLEMENTAL_CRED structure is marshaled by RPC [\[MS-RPCE\]](#).

```
typedef struct SECPKG_SUPPLEMENTAL_CRED {
    RPC_UNICODE_STRING PackageName;
    ULONG CredentialSize;
    [size_is(CredentialSize)] PCHAR Credentials;
} SECPKG_SUPPLEMENTAL_CRED,
 *PSECPKG_SUPPLEMENTAL_CRED;
```

PackageName: A RPC_UNICODE_STRING structure that MUST store the name of the security protocol for which the supplemental credentials are being presented. [<13>](#)

CredentialSize: A 32-bit unsigned integer that MUST specify the length, in bytes, of the data in the **Credentials** member.

Credentials: A pointer that MUST reference the serialized credentials being presented to the security protocol named in **PackageName**.

2.6.4 NTLM_SUPPLEMENTAL_CREDENTIAL

The NTLM_SUPPLEMENTAL_CREDENTIAL structure is used to encode the credentials that the NTLM security protocol uses, specifically the LAN Manager hash (LM OWF) and the NT hash (NT OWF). Generating the hashes encoded in this structure is not addressed in the PAC structure specification. Details on how the hashes are created are as specified in [\[MS-NLMP\]](#). The PAC buffer type is included only when PKINIT [\[MS-PKCA\]](#) is used to authenticate the user. The NTLM_SUPPLEMENTAL_CREDENTIAL structure is marshaled by RPC [\[MS-RPCE\]](#).

```
typedef struct _NTLM_SUPPLEMENTAL_CREDENTIAL {
    ULONG Version;
    ULONG Flags;
    BYTE LmPassword[16];
    BYTE NtPassword[16];
} NTLM_SUPPLEMENTAL_CREDENTIAL,
 *PNTLM_SUPPLEMENTAL_CREDENTIAL;
```

Version: A 32-bit unsigned integer that defines the credential version. This field MUST be 0x00000000.

Flags: A 32-bit unsigned integer containing flags that define the credential options. **Flags** MUST contain at least one of the following values.

0	1	2	3	4	5	6	7	8	9	10	11	12	13	14	15	16	17	18	19	20	21	22	23	24	25	26	27	28	29	30	31	
0	0	0	0	0	0	0	0	0	0	0	0	0	0	0	0	0	0	0	0	0	0	0	0	0	0	0	0	0	0	0	N	L

Where the bits are defined as:

Value	Description
L	Indicates that the LM OWF member is present and valid.
N	Indicates that the NT OWF member is present and valid.

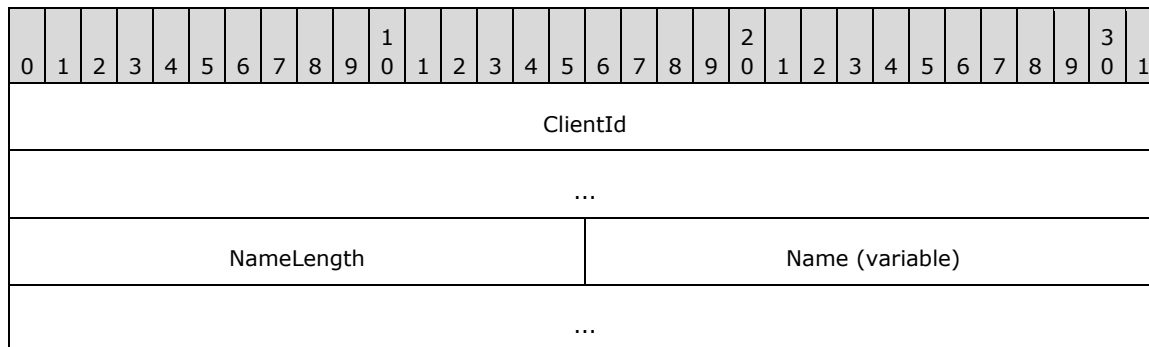
All other bits MUST be set to zero and MUST be ignored on receipt.

LmPassword: A 16-element array of unsigned 8-bit integers that define the **LM OWF**. The **LmPassword** member MUST be ignored if the L flag is not set in the **Flags** member.

NtPassword: A 16-element array of unsigned 8-bit integers that define the **NT OWF**. The **NtPassword** member MUST be ignored if the N flag is not set in the **Flags** member.

2.7 PAC_CLIENT_INFO

The PAC_CLIENT_INFO structure is a variable length buffer of the PAC that contains the client's name and authentication time. It is used to verify that the PAC corresponds to the client of the ticket. The PAC_CLIENT_INFO structure is placed directly after the **Buffers** array of the topmost [PACTYPE](#) structure (section 2.3), at the offset specified in the **Offset** field of the corresponding [PAC_INFO_BUFFER](#) structure (section 2.4) in the **Buffers** array. The **ulType** field of the corresponding PAC_INFO_BUFFER is set to 0x0000000A.



ClientId (8 bytes): A FILETIME structure in little-endian format that contains the Kerberos initial **ticket-granting ticket (TGT)** authentication time, as specified in [\[RFC4120\]](#) section 5.3.

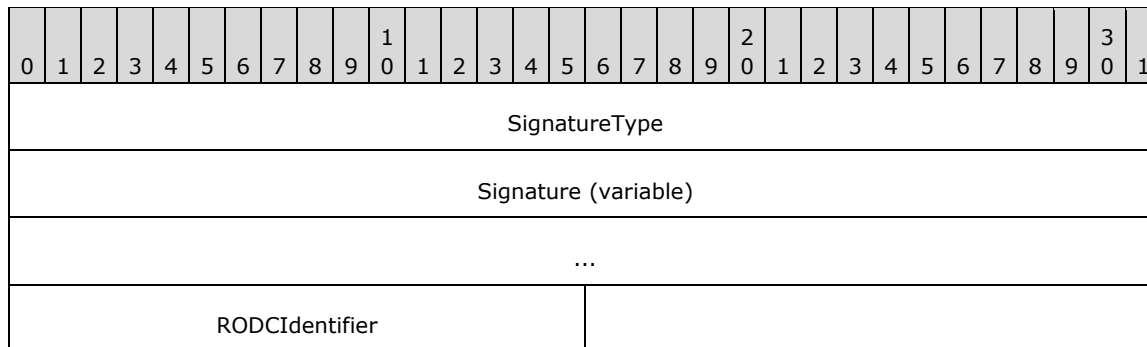
NameLength (2 bytes): An unsigned 16-bit integer in little-endian format that specifies the length, in bytes, of the **Name** field.

Name (variable): An array of 16-bit Unicode characters in little-endian format that contains the client's account name.

2.8 PAC_SIGNATURE_DATA

Two PAC_SIGNATURE_DATA structures are appended to the PAC which stores the server and KDC signatures. These structures are placed after the **Buffers** array of the topmost [PACTYPE](#) structure (section 2.3), at the offsets specified in the **Offset** fields in each of the corresponding [PAC_INFO_BUFFER](#) structures (section 2.4) in the **Buffers** array. The **ulType** field of the PAC_INFO_BUFFER corresponding to the server signature contains the value 0x00000006 and the **ulType** field of the PAC_INFO_BUFFER corresponding to the KDC signature contains the value 0x00000007. PAC signatures can be generated only when the PAC is used by the [\[MS-KILE\]](#) protocol because the keys used to create and verify the signatures are the keys known to the KDC. No other protocol can use these PAC signatures.

The format of the PAC_SIGNATURE_DATA structures is defined as follows:



SignatureType (4 bytes): A 32-bit unsigned integer value in little-endian format that defines the cryptographic system used to calculate the checksum. This MUST be one of the values defined in the following table. The corresponding sizes of the signatures are also given. The key used with the cryptographic system corresponds to the value of the **ulType** field of the outer PAC_INFO_BUFFER (section 2.4) structure. The value 0x00000006 specifies the server's key, and the value 0x00000007 specifies the KDC's key.

Value	Meaning
KERB_CHECKSUM_HMAC_MD5 0xFFFFFFFF76	As specified in [RFC4120] and [RFC4757] section 4. Signature size is 16 bytes. Decimal value is -138.
HMAC_SHA1_96_AES128 0x0000000F	As specified in [RFC3962] section 7. Signature size is 12 bytes. Decimal value is 15.
HMAC_SHA1_96_AES256 0x00000010	As specified in [RFC3962] section 7. Signature size is 12 bytes. Decimal value is 16.

Signature (variable): An array of 8-bit unsigned characters that contains the checksum. The KERB_CHECKSUM_HMAC_MD5 checksum (defined in the preceding table) is 16 bytes in length. The size of the signature is determined by the value of the **SignatureType** field, as indicated in the preceding table.

RODCIdentifier (2 bytes): A 16-bit unsigned integer value in little-endian format that contains the first 16 bits of the key version number ([\[MS-KILE\]](#) section 3.1.5.8) when the KDC is an **RODC**. When the KDC is not an RODC, this field does not exist.

2.8.1 Server Signature

The server signature is generated by the issuing KDC and depends on the cryptographic algorithms available to the KDC and server. The **ulType** field of the **PAC_INFO_BUFFER** corresponding to the server signature will contain the value 0x00000006. The **SignatureType** MUST be one of the values defined in the table in section 2.8. The Key Usage Value MUST be KERB_NON_KERB_CKSUM_SALT (17) [\[MS-KILE\]](#) (section 3.1.5.9). The KDC will use the long-term key that the KDC shares with the server, so that the server can verify this signature on receiving a PAC.

The server signature is a keyed hash [\[RFC4757\]](#) of the entire PAC message, with the **Signature** fields of both **PAC_SIGNATURE_DATA** structures set to zero. The key used to protect the ciphertext part of the response is used. The checksum type corresponds to the key unless the key is DES, in which case the KERB_CHECKSUM_HMAC_MD5 key is used. The resulting hash value is then placed in the **Signature** field of the server's PAC_SIGNATURE_DATA structure.

2.8.2 KDC Signature

The KDC signature is generated by the issuing KDC and depends on the cryptographic algorithms available to the KDC. The **uiType** field of the **PAC_INFO_BUFFER** corresponding to the KDC signature will contain the value 0x00000007. The **SignatureType** MUST be one of the values defined in the table in section 2.8. The Key Usage Value MUST be KERB_NON_KERB_CKSUM_SALT (17) [MS-KILE] (section 3.1.5.9). The KDC will use KDC (krbtgt) key [RFC4120], so that other KDCs can verify this signature on receiving a PAC.

The KDC signature is a keyed hash [RFC4757] of the Server Signature field in the PAC message. The cryptographic system that is used to calculate the checksum depends on which system the KDC supports, as defined in the following table.

If the KDC:	Then the cryptographic system is:
Supports RC4-HMAC	KERB_CHECKSUM_HMAC_MD5
Does not support RC4-HMAC and supports AES256	HMAC_SHA1_96_AES256<14>
Does not support RC4-HMAC or AES256-CTS-HMAC-SHA1-96, and supports AES128-CTS-HMAC-SHA1-96	HMAC_SHA1_96_AES128<15>
Does not support RC4-HMAC, AES128-CTS-HMAC-SHA1-96 or AES256-CTS-HMAC-SHA1-96	None. The checksum operation will fail.

The resulting hash is placed in the **Signature** field of the KDC's **PAC_SIGNATURE_DATA** structure.

2.9 Constrained Delegation Information

The S4U_DELEGATION_INFO structure lists the services that have been delegated through this Kerberos client and subsequent services or servers. The list is used only in a Service for User to Proxy (S4U2proxy) [MS-SFU] request. This feature could be used multiple times in succession from service to service, which is useful for auditing purposes.<16> The S4U_DELEGATION_INFO structure is marshaled by RPC [MS-RPCE].

```
typedef struct _S4U_DELEGATION_INFO {
    RPC_UNICODE_STRING S4U2proxyTarget;
    ULONG TransitedListSize;
    [size_is(TransitedListSize)] PRPC_UNICODE_STRING S4UTransitedServices;
} S4U_DELEGATION_INFO,
*PS4U_DELEGATION_INFO;
```

S4U2proxyTarget: An RPC_UNICODE_STRING structure that MUST contain the name of the principal to whom the application can forward the ticket.

TransitedListSize: MUST be the number of elements in the **S4UTransitedServices** array.

S4UTransitedServices: MUST contain the list of all services that have been delegated through by this client and subsequent services or servers.

2.10 UPN_DNS_INFO

The UPN_DNS_INFO structure contains the client's UPN and **fully qualified domain name (FQDN) (1)**. It is used to provide the UPN and FQDN (1) that corresponds to the client of the ticket. The UPN_DNS_INFO structure is placed directly after the **Buffers** array of the topmost **PACTYPE** structure (section 2.3), at the offset specified in the **Offset** field of the corresponding **PAC_INFO_BUFFER**

structure (section 2.4) in the **Buffers** array. The **ulType** field of the corresponding PAC_INFO_BUFFER is set to 0x0000000C.<17>

0	1	2	3	4	5	6	7	8	9	10	11	12	13	14	15	16	17	18	19	20	21	22	23	24	25	26	27	28	29	30	31
UpnLength																UpnOffset															
DnsDomainNameLength																DnsDomainNameOffset															
Flags																															

UpnLength (2 bytes): An unsigned 16-bit integer in little-endian format that specifies the length, in bytes, of the UPN field.

UpnOffset (2 bytes): An unsigned 16-bit integer in little-endian format that contains the offset to the beginning of the buffer, in bytes, from the beginning of the UPN_DNS_INFO structure.

DnsDomainNameLength (2 bytes): An unsigned 16-bit integer in little-endian format that specifies the length, in bytes, of the **DnsDomainName** field.

DnsDomainNameOffset (2 bytes): An unsigned 16-bit integer in little-endian format that contains the offset to the beginning of the buffer, in bytes, from the beginning of the UPN_DNS_INFO structure.

Flags (4 bytes): A set of bit flags in little-endian format. A flag is TRUE (or set) if its value is equal to 1. The value is constructed from zero or more bit flags from the following table:

0	1	2	3	4	5	6	7	8	9	10	11	12	13	14	15	16	17	18	19	20	21	22	23	24	25	26	27	28	29	30	31
0	0	0	0	0	0	0	0	0	0	0	0	0	0	0	0	0	0	0	0	0	0	0	0	0	0	0	0	0	0	0	U

Where the bits are defined as:

Value	Description
U	The user account object does not have the userPrincipalName attribute ([MS-ADA3] section 2.349) set. A UPN constructed by concatenating the user name with the DNS domain name of the account domain is provided.

All other bits SHOULD be set to zero and MUST be ignored on receipt.

The actual DNS and UPN information is placed after the UPN_DNS_INFO structure following the header and starting with the corresponding offset in a consecutive buffer. The UPN and FQDN (1) are encoded using a two-byte UTF16 scheme, in little-endian order.

2.11 PAC_CLIENT_CLAIMS_INFO

The **PAC_CLIENT_CLAIMS_INFO** structure is a variable length buffer of the PAC that contains the client's marshaled claims blob. For implementations that use a Windows authorization model, it is used to populate a Token/Authorization Context as specified in [MS-DTYP] section 2.5.2. The **PAC_CLIENT_CLAIMS_INFO** structure is placed directly after the **Buffers** array of the topmost **PACTYPE** structure (section 2.3), at the offset specified in the **Offset** field of the corresponding **PAC_INFO_BUFFER** structure (section 2.4) in the **Buffers** array. The **ulType** field of the corresponding **PAC_INFO_BUFFER** is set to 0x0000000D.<18>

0	1	2	3	4	5	6	7	8	9	10	11	12	13	14	15	16	17	18	19	20	21	22	23	24	25	26	27	28	29	30	31
Claims (variable)																															
...																															

Claims (variable): A variable-length CLAIMS_SET_METADATA structure ([MS-ADTS] section 2.2.18.8) that contains claims.

2.12 PAC_DEVICE_INFO

The **PAC_DEVICE_INFO** structure is a variable length buffer of the PAC that contains the device's logon and authorization information provided by the DC. For implementations that use a Windows authorization model, it is used to populate a Token/Authorization Context as specified in [MS-DTYP] section 2.5.2. A pointer to the **PAC_DEVICE_INFO** structure is serialized into an array of bytes and placed directly after the **Buffers** array of the topmost **PACTYPE** structure (section 2.3), at the offset specified in the **Offset** field of the corresponding **PAC_INFO_BUFFER** structure (section 2.4) in the **Buffers** array. The **ulType** field of the corresponding **PAC_INFO_BUFFER** is set to 0x0000000E. <19>

```
typedef struct {
    ULONG UserId;
    ULONG PrimaryGroupId;
    PISID AccountDomainId;
    ULONG AccountGroupCount;
    [size_is(AccountGroupCount)] PGROUP_MEMBERSHIP AccountGroupIds;
    ULONG SidCount;
    [size_is(SidCount)] PKERB_SID_AND_ATTRIBUTES ExtraSids;
    ULONG DomainGroupCount;
    [size_is(DomainGroupCount)] PDOMAIN_GROUP_MEMBERSHIP DomainGroup;
} PAC_DEVICE_INFO;
```

UserId: A 32-bit unsigned integer that contains the RID of the account. If the **UserId** member equals 0x00000000, the first group SID in this member is the SID for this account.

PrimaryGroupId: A 32-bit unsigned integer that contains the RID for the primary group to which this account belongs.

AccountDomainId: A SID structure that contains the SID for the domain of the account. This member is used in conjunction with the **UserId**, and **GroupIds** members to create the user and group SIDs for the client.

AccountGroupCount: A 32-bit unsigned integer that contains the number of groups within the account domain to which the account belongs.

AccountGroupIds: A pointer to a list of **GROUP_MEMBERSHIP** (section 2.2.2) structures that contains the groups to which the account belongs in the account domain. The number of groups in this list MUST be equal to **GroupCount**.

SidCount: A 32-bit unsigned integer that contains the total number of SIDs present in the **ExtraSids** member.

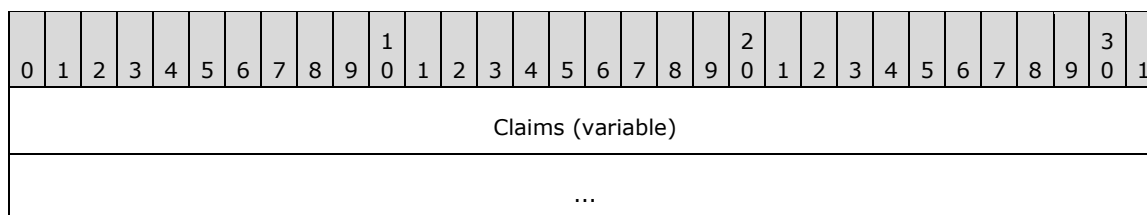
ExtraSids: A pointer to a list of **KERB_SID_AND_ATTRIBUTES** (section 2.2.1) structures that contain a list of SIDs corresponding to groups not in domains. If the **UserId** member equals 0x00000000, the first group SID in this member is the SID for this account.

DomainGroupCount: A 32-bit unsigned integer that contains the number of domains with groups to which the account belongs.

DomainGroup: A pointer to a list of **DOMAIN_GROUP_MEMBERSHIP** structures (section 2.2.3) that contains the domains to which the account belongs to a group. The number of sets in this list MUST be equal to **DomainCount**.

2.13 PAC_DEVICE_CLAIMS_INFO

The **PAC_DEVICE_CLAIMS_INFO** structure is a variable length buffer of the PAC that contains the client's marshaled claims blob. For implementations that use a Windows authorization model, it is used to populate a Token/Authorization Context as specified in [\[MS-DTYP\]](#) section 2.5.2. The **PAC_DEVICE_CLAIMS_INFO** structure is placed directly after the **Buffers** array of the topmost **PACTYPE** structure (section 2.3), at the offset specified in the **Offset** field of the corresponding **PAC_INFO_BUFFER** structure (section 2.4) in the **Buffers** array. The **ulType** field of the corresponding **PAC_INFO_BUFFER** is set to 0x0000000F.<20>



Claims (variable): A variable-length CLAIMS_SET_METADATA structure ([\[MS-ADTS\]](#) section 2.2.18.8) that contains claims.

2.14 Formal MIDL Definition

The **Microsoft Interface Definition Language (MIDL)** description of the PAC is as follows:

```
import "ms-adts-claims.idl";

typedef struct _PAC_INFO_BUFFER {
    ULONG ulType;
    ULONG cbBufferSize;
    ULONG64 Offset;
} PAC_INFO_BUFFER, *PPAC_INFO_BUFFER;

typedef struct _PACTYPE {
    ULONG cBuffers;
    ULONG Version;
    PAC_INFO_BUFFER Buffers[1];
} PACTYPE, *PPACTYPE;

typedef struct _PAC_CREDENTIAL_INFO {
    ULONG Version;
    ULONG EncryptionType;
    UCHAR SerializedData[1];
} PAC_CREDENTIAL_INFO, *PPAC_CREDENTIAL_INFO;

typedef struct _SECPKG_SUPPLEMENTAL_CRED {
    RPC_UNICODE_STRING PackageName;
    ULONG CredentialSize;
    [size is(CredentialSize)]
    PCHAR Credentials;
} SECPKG_SUPPLEMENTAL_CRED, *PSECPKG_SUPPLEMENTAL_CRED;

typedef struct _PAC_CREDENTIAL_DATA {
    ULONG CredentialCount;
}
```

```

        [size_is(CredentialCount)]
        SECPKG_SUPPLEMENTAL_CRED Credentials[*];
    } PAC_CREDENTIAL_DATA,
    *PPAC_CREDENTIAL_DATA;

typedef struct PAC_CLIENT_INFO {
    FILETIME ClientId;
    USHORT NameLength;
    WCHAR Name[1];
} PAC_CLIENT_INFO, *PPAC_CLIENT_INFO;

typedef struct _NTLM_SUPPLEMENTAL_CREDENTIAL {
    ULONG Version;
    ULONG Flags;
    UCHAR LmPassword[16];
    UCHAR NtPassword[16];
} NTLM_SUPPLEMENTAL_CREDENTIAL, *PNTLM_SUPPLEMENTAL_CREDENTIAL;

typedef struct RPC_SID *PISID;

typedef struct _CYPHER_BLOCK {
    CHAR data[8];
}CYPHER_BLOCK;

typedef struct _USER_SESSION_KEY {
    CYPHER_BLOCK data[2];
}USER_SESSION_KEY;

typedef struct KERB_SID_AND_ATTRIBUTES{
    PISID Sid;
    ULONG Attributes;
} KERB_SID_AND_ATTRIBUTES, *PKERB_SID_AND_ATTRIBUTES;

typedef struct GROUP_MEMBERSHIP {
    ULONG RelativeId;
    ULONG Attributes;
} GROUP_MEMBERSHIP, *PGROUP_MEMBERSHIP;

typedef struct DOMAIN_GROUP_MEMBERSHIP {
    PISID DomainId;
    ULONG GroupCount;
    [size_is(GroupCount)] PGROUP_MEMBERSHIP GroupIds;
} DOMAIN_GROUP_MEMBERSHIP, *PDOMAIN_GROUP_MEMBERSHIP;

typedef struct _KERB_VALIDATION_INFO {
    FILETIME LogonTime;
    FILETIME LogoffTime;
    FILETIME KickOffTime;
    FILETIME PasswordLastSet;
    FILETIME PasswordCanChange;
    FILETIME PasswordMustChange;
    RPC_UNICODE_STRING EffectiveName;
    RPC_UNICODE_STRING FullName;
    RPC_UNICODE_STRING LogonScript;
    RPC_UNICODE_STRING ProfilePath;
    RPC_UNICODE_STRING HomeDirectory;
    RPC_UNICODE_STRING HomeDirectoryDrive;
    USHORT LogonCount;
    USHORT BadPasswordCount;
    ULONG UserId;
    ULONG PrimaryGroupId;
    ULONG GroupCount;
    [size_is(GroupCount)]
    PGROUP_MEMBERSHIP GroupIds;
    ULONG UserFlags;
    USER_SESSION_KEY UserSessionKey;
    RPC_UNICODE_STRING LogonServer;
    RPC_UNICODE_STRING LogonDomainName;
    PISID LogonDomainId;

```

```

    ULONG Reserved1[2];
    ULONG UserAccountControl;
    ULONG Reserved3[7];
    ULONG SidCount;
    [size_is(SidCount)]
    PKERB_SID_AND_ATTRIBUTES ExtraSids;
    PISID ResourceGroupDomainSid;
    ULONG ResourceGroupCount;
    [size_is(ResourceGroupCount)]
    PGROUP_MEMBERSHIP ResourceGroupIds;
} KERB_VALIDATION_INFO, *PKERB_VALIDATION_INFO ;

typedef struct _S4U_DELEGATION_INFO {
    RPC_UNICODE_STRING S4U2proxyTarget;
    ULONG TransitedListSize;
    [size_is( TransitedListSize )]
    PRPC_UNICODE_STRING S4UTransitedServices;
} S4U_DELEGATION_INFO, * PS4U_DELEGATION_INFO;

typedef struct _UPN_DNS_INFO {
    USHORT UpnLength;
    USHORT UpnOffset;
    USHORT DnsDomainNameLength;
    USHORT DnsDomainNameOffset;
    ULONG Flags;
} UPN_DNS_INFO, *PUPN_DNS_INFO;

typedef struct _PAC_CLIENT_CLAIMS_INFO {
    PCLAIMS_SET_METADATA Claims;
} PAC_CLIENT_CLAIMS_INFO, *PPAC_CLIENT_CLAIMS_INFO;

typedef struct _PAC_DEVICE_INFO {
    ULONG UserId;
    ULONG PrimaryGroupId;
    PISID AccountDomainId;
    ULONG AccountGroupCount;
    [size_is(AccountGroupCount)] PGROUP_MEMBERSHIP AccountGroupIds;
    ULONG SidCount;
    [size_is(SidCount)] PKERB_SID_AND_ATTRIBUTES ExtraSids;
    ULONG DomainGroupCount;
    [size_is(DomainGroupCount)] PDOMAIN_GROUP_MEMBERSHIP DomainGroup;
} PAC_DEVICE_INFO, *PPAC_DEVICE_INFO;

typedef struct _PAC_DEVICE_CLAIMS_INFO {
    PCLAIMS_SET_METADATA Claims;
} PAC_DEVICE_CLAIMS_INFO, *PPAC_DEVICE_CLAIMS_INFO;

```

3 Structure Examples

The following is an annotated dump of an encoded PAC, beginning with the **AD-IF-RELEVANT** structure.

```
00000000 30 82 05 52 30 82 05 4e a0 04 02 02 00 80 a1 82 0..R0..N.....
00000010 05 44 04 82 05 40 04 00 00 00 00 00 00 00 01 00 .D...@.....
00000020 00 00 b0 04 00 00 48 00 00 00 00 00 00 00 0a 00 .....H.....
00000030 00 00 12 00 00 00 f8 04 00 00 00 00 00 00 06 00 .....
00000040 00 00 14 00 00 00 10 05 00 00 00 00 00 00 07 00 .....
00000050 00 00 14 00 00 00 28 05 00 00 00 00 00 00 01 10 .....(.....
00000060 08 00 cc cc cc cc a0 04 00 00 00 00 00 00 00 00 00 .....
00000070 02 00 d1 86 66 0f 65 6a c6 01 ff ff ff ff ff ff ....f.ej.....
00000080 ff 7f ff ff ff ff ff ff ff 7f 17 d4 39 fe 78 4a .....9.xJ
00000090 c6 01 17 94 a3 28 42 4b c6 01 17 54 24 97 7a 81 .....(BK...T$.z.
000000a0 c6 01 08 00 08 00 04 00 02 00 24 00 24 00 08 00 .....$.$.
000000b0 02 00 12 00 12 00 0c 00 02 00 00 00 00 00 10 00 .....
000000c0 02 00 00 00 00 00 14 00 02 00 00 00 00 00 18 00 .....
000000d0 02 00 54 10 00 00 97 79 2c 00 01 02 00 00 1a 00 ..T...y,.....
000000e0 00 00 1c 00 02 00 20 00 00 00 00 00 00 00 00 00 .....
000000f0 00 00 00 00 00 00 00 00 00 00 16 00 18 00 20 00 .....
00000100 02 00 0a 00 0c 00 24 00 02 00 28 00 02 00 00 00 .....$....(.....
00000110 00 00 00 00 00 00 10 00 00 00 00 00 00 00 00 00 .....
00000120 00 00 00 00 00 00 00 00 00 00 00 00 00 00 00 00 .....
00000130 00 00 00 00 00 00 0d 00 00 00 2c 00 02 00 00 00 .....
00000140 00 00 00 00 00 00 00 00 00 00 04 00 00 00 00 00 .....
00000150 00 00 04 00 00 00 6c 00 7a 00 68 00 75 00 12 00 .....l.z.h.u...
00000160 00 00 00 00 00 00 12 00 00 00 4c 00 69 00 71 00 .....L.i.q.
00000170 69 00 61 00 6e 00 67 00 28 00 4c 00 61 00 72 00 i.a.n.g.(.L.a.r.
00000180 72 00 79 00 29 00 20 00 5a 00 68 00 75 00 09 00 r.y.) .Z.h.u...
00000190 00 00 00 00 00 00 09 00 00 00 6e 00 74 00 64 00 .....n.t.d.
000001a0 73 00 32 00 2e 00 62 00 61 00 74 00 00 00 00 00 s.2...b.a.t....
000001b0 00 00 00 00 00 00 00 00 00 00 00 00 00 00 00 00 .....
000001c0 00 00 00 00 00 00 00 00 00 00 00 00 00 00 00 00 .....
000001d0 00 00 1a 00 00 00 61 c4 33 00 07 00 00 00 09 c3 .....a.3.....
000001e0 2d 00 07 00 00 00 5e b4 32 00 07 00 00 00 01 02 -.....^2.....
000001f0 00 00 07 00 00 00 97 b9 2c 00 07 00 00 00 2b f1 .....+
00000200 32 00 07 00 00 00 ce 30 33 00 07 00 00 00 a7 2e 2.....03.....
00000210 2e 00 07 00 00 00 2a f1 32 00 07 00 00 00 98 b9 .....*.2.....
00000220 2c 00 07 00 00 00 62 c4 33 00 07 00 00 00 94 01 ,.....b.3.....
00000230 33 00 07 00 00 00 76 c4 33 00 07 00 00 00 ae fe 3.....v.3.....
00000240 2d 00 07 00 00 00 32 d2 2c 00 07 00 00 00 16 08 -.....2,.....
00000250 32 00 07 00 00 00 42 5b 2e 00 07 00 00 00 5f b4 2.....B[.....
00000260 32 00 07 00 00 00 ca 9c 35 00 07 00 00 00 85 44 2.....5.....D
00000270 2d 00 07 00 00 00 c2 f0 32 00 07 00 00 00 e9 ea -.....2.....
00000280 31 00 07 00 00 00 ed 8e 2e 00 07 00 00 00 b6 eb 1.....
00000290 31 00 07 00 00 00 ab 2e 2e 00 07 00 00 00 72 0e 1.....r.
000002a0 2e 00 07 00 00 00 0c 00 00 00 00 00 00 00 0b 00 .....
000002b0 00 00 4e 00 54 00 44 00 45 00 56 00 2d 00 44 00 ..N.T.D.E.V.-.D.
000002c0 43 00 2d 00 30 00 35 00 00 00 06 00 00 00 00 00 C.-.0.5.....
000002d0 00 00 05 00 00 00 4e 00 54 00 44 00 45 00 56 00 .....N.T.D.E.V.
000002e0 00 00 04 00 00 00 01 04 00 00 00 00 00 05 15 00 .....
000002f0 00 00 59 51 b8 17 66 72 5d 25 64 63 3b 0b 0d 00 ..YQ..fr]%;...
00000300 00 00 30 00 02 00 07 00 00 00 34 00 02 00 07 00 ..0.....4.....
00000310 00 20 38 00 02 00 07 00 00 20 3c 00 02 00 07 00 . 8..... <.....
00000320 00 20 40 00 02 00 07 00 00 20 44 00 02 00 07 00 . @..... D.....
00000330 00 20 48 00 02 00 07 00 00 20 4c 00 02 00 07 00 . H..... L.....
00000340 00 20 50 00 02 00 07 00 00 20 54 00 02 00 07 00 . P..... T.....
00000350 00 20 58 00 02 00 07 00 00 20 5c 00 02 00 07 00 . X..... \.....
00000360 00 20 60 00 02 00 07 00 00 20 05 00 00 00 01 05 . `.....
00000370 00 00 00 00 00 05 15 00 00 00 b9 30 1b 2e b7 41 .....0...A
00000380 4c 6c 8c 3b 35 15 01 02 00 00 05 00 00 00 01 05 Ll.;5.....
00000390 00 00 00 00 00 05 15 00 00 00 59 51 b8 17 66 72 .....YQ..fr
000003a0 5d 25 64 63 3b 0b 74 54 2f 00 05 00 00 00 01 05 ]%;;tT/.....
000003b0 00 00 00 00 00 05 15 00 00 00 59 51 b8 17 66 72 .....YQ..fr
000003c0 5d 25 64 63 3b 0b e8 38 32 00 05 00 00 00 01 05 ]%;;82.....
000003d0 00 00 00 00 00 05 15 00 00 00 59 51 b8 17 66 72 .....YQ..fr
```

```

000003e0 5d 25 64 63 3b 0b cd 38 32 00 05 00 00 01 05 ]%dc;..82.....
000003f0 00 00 00 00 00 05 15 00 00 00 59 51 b8 17 66 72 .....YQ..fr
00000400 5d 25 64 63 3b 0b 5d b4 32 00 05 00 00 01 05 ]%dc;.]2.....
00000410 00 00 00 00 00 05 15 00 00 00 59 51 b8 17 66 72 .....YQ..fr
00000420 5d 25 64 63 3b 0b 41 16 35 00 05 00 00 01 05 ]%dc;.A.5.....
00000430 00 00 00 00 00 05 15 00 00 00 59 51 b8 17 66 72 .....YQ..fr
00000440 5d 25 64 63 3b 0b e8 ea 31 00 05 00 00 01 05 ]%dc;...1.....
00000450 00 00 00 00 00 05 15 00 00 00 59 51 b8 17 66 72 .....YQ..fr
00000460 5d 25 64 63 3b 0b c1 19 32 00 05 00 00 01 05 ]%dc;...2.....
00000470 00 00 00 00 00 05 15 00 00 00 59 51 b8 17 66 72 .....YQ..fr
00000480 5d 25 64 63 3b 0b 29 f1 32 00 05 00 00 01 05 ]%dc;.)2.....
00000490 00 00 00 00 00 05 15 00 00 00 59 51 b8 17 66 72 .....YQ..fr
000004a0 5d 25 64 63 3b 0b 0f 5f 2e 00 05 00 00 01 05 ]%dc;.._.....
000004b0 00 00 00 00 00 05 15 00 00 00 59 51 b8 17 66 72 .....YQ..fr
000004c0 5d 25 64 63 3b 0b 2f 5b 2e 00 05 00 00 01 05 ]%dc;./[.....
000004d0 00 00 00 00 00 05 15 00 00 00 59 51 b8 17 66 72 .....YQ..fr
000004e0 5d 25 64 63 3b 0b ef 8f 31 00 05 00 00 01 05 ]%dc;...1.....
000004f0 00 00 00 00 00 05 15 00 00 00 59 51 b8 17 66 72 .....YQ..fr
00000500 5d 25 64 63 3b 0b 07 5f 2e 00 00 00 00 00 49 ]%dc;.. .....I
00000510 d9 0e 65 6a c6 01 08 00 6c 00 7a 00 68 00 75 00 ..ej.....l.z.h.u.
00000520 00 00 00 00 00 00 76 ff ff ff 41 ed ce 9a 34 81 .....v...A...4.
00000530 5d 3a ef 7b c9 88 74 80 5d 25 00 00 00 76 ff ]:({.t.]%...v.
00000540 ff ff f7 a5 34 da b2 c0 29 86 ef e0 fb e5 11 0a ....4....).....
00000550 4f 32 00 00 00 00 02.....

```

The encoded PAC leads with the **AuthorizationData** structure ([\[RFC4120\]](#) section 5.2.6), the **AD-IF-RELEVANT** structure, and the **AD-WIN2K-PAC** authorization data type, as a sort of general prefix in ASN.1 and basic encoding rules (BER) encoding:

```

00000000 30 82 05 52 30 82 05 4e a0 04 02 02 00 80 a1 82 0..R0..N.....
00000010 05 44 04 82 05 40 .D...@

```

Following that is the serialized **PACTYPE** ([section 2.3](#)) structure. Note that the PACTYPE structure is not NDR-encoded. The first field is the **cBuffers** field, in little-endian order:

```

00000010 04 00 00 00 ....

```

In this example the **cBuffers** field indicates four **PAC_INFO_BUFFER** ([section 2.4](#)) structures follow later in the **Buffers** array field. The next field is the **Version** field, which is set to 0x00000000:

```

00000010 00 00 00 00 ....

```

The next element is the first of the four PAC_INFO_BUFFER structures:

```

00000010 01 00 ..
00000020 00 00 b0 04 00 00 48 00 00 00 00 00 00 00 .....H.....

```

This first PAC_INFO_BUFFER is serialized with **ulType** in bytes 0x1E through 0x21, containing a little-endian encoding of 0x00000001, or logon information (see [KERB_VALIDATION_INFO](#) ([section 2.5](#))). The next field, in bytes 0x22 through 0x25, is the **cbBufferSize** field, containing a little-endian value of 0x000004B0. Finally, the **Offset** field, a 64-bit field, is in bytes 0x26 through 0x2D. The offset value here is 0x00000000'00000048. Computing from the beginning of the PACTYPE structure, this indicates that the data for this element is 0x00000016 + 0x00000048, or 0x0000005E.

Following the first PAC_INFO_BUFFER structure are three more PAC_INFO_BUFFER structures:

```

00000020                                     0a 00          ..
00000030 00 00 12 00 00 00 f8 04 00 00 00 00 00 06 00 .....
00000040 00 00 14 00 00 00 10 05 00 00 00 00 00 07 00 .....
00000050 00 00 14 00 00 00 28 05 00 00 00 00 00 00 00 .....(.....

```

These correspond to PAC_INFO_BUFFER structures with **ulType** 0x0000000A, 0x00000006, and 0x00000007, or client information (see [PAC_CLIENT_INFO \(section 2.7\)](#)) and two signature data structures (see [PAC_SIGNATURE_DATA \(section 2.8\)](#)), respectively. They point to the actual contents at offset (0x00000016 + 0x000004F8), (0x00000016 + 0x00000510), and (0x00000016+0x00000528).

3.1 Logon Authorization Information

The first of the [PAC_INFO_BUFFER \(section 2.4\)](#) structures indicates a logon information structure. This structure begins at offset 0x0000005E in this example, as noted previously. This [KERB_VALIDATION_INFO](#) structure is a complex structure that is NDR-encoded.

```

00000050                                     01 10          ..
00000060 08 00 cc cc cc cc a0 04 00 00 00 00 00 00 00 .....
00000070 02 00                                     ..

```

The first 8 bytes, from 0x0000005E through 0x00000065, comprise the common RPC header for type marshalling. The next 8 bytes, from 0x00000066 through 0x0000006D, comprise the RPC type marshalling private header for constructed types. The RPC specification for type marshaling is specified in [\[MS-RPCE\]](#) section 2.2.6, and is the authoritative source for the meaning of these items.

The next 4 bytes, from 0x0000006E through 0x00000071, are an RPC **unique pointer** referent, as defined in [\[C706\]](#) section 14.3.10.

Following the first 20 bytes, the simple types of the KERB_VALIDATION_INFO structure appear.

```

00000070          d1 86 66 0f 65 6a c6 01          ..f.ej..

```

The first field is the **LogonTime** member, a FILETIME type. This is followed in succession by the five other time values:

```

00000070                                     ff ff ff ff ff ff .....
00000080 ff 7f ff ff ff ff ff ff ff 7f 17 d4 39 fe 78 4a .....9.xJ
00000090 c6 01 17 94 a3 28 42 4b c6 01 17 54 24 97 7a 81 .....(BK...T$.z.
000000a0 c6 01                                     ..

```

The next six fields are the RPC_UNICODE_STRING structures. The RPC_UNICODE_STRING structures contain pointers and, therefore, use more advanced features of NDR encoding. The definitive reference for NDR encoding of complex types is [\[MS-RPCE\]](#), but for example purposes, the structure is encoded as follows:

```

000000a0 c6 01 08 00 08 00 04 00 02 00          .....

```

The first field in the RPC_UNICODE_STRING structure is the **Length** field, which indicates the length of the buffer, in bytes. In this example the length is 8 bytes. Similarly, the second field is the **MaximumLength** field. In this example, **MaximumLength** indicates that the maximum length of the buffer is also 8 bytes. The last field is the **Buffer** pointer. In this case, it is 0x00020004. For NDR-encoded messages, this is a referent to the actual data. The data is packed after the main structure;

for KERB_VALIDATION_INFO, 0x000000D8 bytes in length, this begins at 0x0000014A in the following example:

```
00000140                                04 00 00 00 00 00                .....
00000150 00 00 04 00 00 00 6c 00 7a 00 68 00 75 00                .....l.z.h.u.
```

The NDR information about the referent, including the length, in element size, can be seen above. It is followed by the actual data, in this case, the string "lzhu". The remaining RPC_UNICODE_STRING structures are filled in a similar fashion:

```
000000a0                                24 00 24 00 08 00                $.$.
000000b0 02 00 12 00 12 00 0c 00 02 00 00 00 00 10 00                .....
000000c0 02 00 00 00 00 00 14 00 02 00 00 00 00 18 00                .....
000000d0 02 00                                                                ..
```

These RPC_UNICODE_STRING structures point to other strings in the encoded structure in the same fashion, yielding "Liqiang (Larry) Zhu" in the **FullName** field and "ntds.bat" in the **LogonScript** field, while the **ProfilePath**, **HomeDirectory**, and **HomeDirectoryDrive** fields are all empty. Following the RPC_UNICODE_STRING structures are a number of simple scalar types, which can be easily decoded. The **GroupIds** field is a pointer to an array of structures, and thus enters the more complex encoding rules.

```
000000e0                                1c 00 02 00                ....
```

0x0002001C is the referent, and the actual array of [GROUP MEMBERSHIP](#) structures (26 in total) is as follows:

```
000001d0 00 00 1a 00 00 00 61 c4 33 00 07 00 00 00 09 c3                .....a.3.....
000001e0 2d 00 07 00 00 00 5e b4 32 00 07 00 00 00 01 02                -.....^.2.....
000001f0 00 00 07 00 00 00 97 b9 2c 00 07 00 00 00 2b f1                .....t.....
00000200 32 00 07 00 00 00 ce 30 33 00 07 00 00 00 a7 2e                2.....03.....
00000210 2e 00 07 00 00 00 2a f1 32 00 07 00 00 00 98 b9                .....*.2.....
00000220 2c 00 07 00 00 00 62 c4 33 00 07 00 00 00 94 01                ,.....b.3.....
00000230 33 00 07 00 00 00 76 c4 33 00 07 00 00 00 ae fe                3.....v.3.....
00000240 2d 00 07 00 00 00 32 d2 2c 00 07 00 00 00 16 08                -.....2,.....
00000250 32 00 07 00 00 00 42 5b 2e 00 07 00 00 00 5f b4                2.....B[....._
00000260 32 00 07 00 00 00 ca 9c 35 00 07 00 00 00 85 44                2.....5.....D
00000270 2d 00 07 00 00 00 c2 f0 32 00 07 00 00 00 e9 ea                -.....2.....
00000280 31 00 07 00 00 00 ed 8e 2e 00 07 00 00 00 b6 eb                1.....
00000290 31 00 07 00 00 00 ab 2e 2e 00 07 00 00 00 72 0e                1.....r.
000002a0 2e 00 07 00 00 00 0c 00 00 00 00 00 00 0b 00                .....
```

Calling out the first element, there is a RID of 0x0033C461, and 0x00000007 for the flags, indicating that the M, D, and E flags from [KERB_SID_AND_ATTRIBUTES \(section 2.2.1\)](#) are set. These RIDs are all relative to the domain SID in the **LogonDomainId** field in the following location:

```
00000100                                28 00 02 00                (...)
```

This referent, 0x00020028, leads to:

```
000002e0                                01 04 00 00 00 00 05 15 00                .....
000002f0 00 00 59 51 b8 17 66 72 5d 25 64 63 3b 0b 0d 00                ..YQ..fr]%dc;...
```

This is a SID with four subauthorities. Decoded into string format, this SID is "S-1-5-397955417-626881126-188441444". The SID for the preceding group would be "S-1-5-397955417-626881126-188441444-3392609" with the RID from the GROUP_MEMBERSHIP structure appended to the SID of the domain.

The remainder of the KERB_VALIDATION_INFO structure is a straightforward use of these concepts.

3.2 Client Information

The [PAC_CLIENT_INFO \(section 2.7\)](#) structure is a simple structure that is not NDR-encoded.

```
00000500                                00 49                                .I
00000510 d9 0e 65 6a c6 01 08 00 6c 00 7a 00 68 00 75 00 ..ej....l.z.h.u.
```

In this example, the first field is the **ClientId** field that contains 0x01C66A65'0ED94900. This is the timestamp of the time the initial TGT used to request this ticket be issued. Following this field is the length of the name in bytes, 0x0008, and then an 8-byte, 4-character sequence of Unicode characters that make up the name of the client, or "lzhu".

3.3 Signatures

The last two sections in this example are the signatures of the PAC contents, as specified in [PAC_SIGNATURE_DATA \(section 2.8\)](#). These signatures allow the KDC or the principal verifying the PAC to determine if the contents have been modified. The first signature is as follows:

```
00000520                                76 ff-ff ff 41 ed ce 9a 34 81          v...A...4.
00000530 5d 3a ef 7b c9 88 74 80-5d 25          ]:.{..t.}%
```

In this example, the **SignatureType** field is 0xFFFFFFFF76, or -138. The resulting hash is contained in the following 16 bytes, 0x0000052A through 0x00000539.

The last signature is similarly decoded.

4 Security

4.1 Security Considerations for Implementers

4.1.1 Tampered PAC Data

The signature of a PAC prevents elevation of privilege attacks. The signature **MUST** be verified to avoid these attacks.

Encryption of credential information within a PAC allows for secure transmission of credentials during a PKINIT logon.

4.1.2 Authorization Validation and Filtering

When a PAC is conveyed across a trust boundary, the receiving server must deal with the threat of forged identities in the PAC. For example, the PAC could contain SIDs that are actually from the receiving server's domain rather than from the domain of the principal the PAC is supposed to represent. While a correctly functioning domain controller would not do that, if a domain controller were compromised by an attacker, the attacker could create arbitrary PACs in an effort to attack other domains.

To mitigate this threat, any KDC accepting a PAC from another domain through an interdomain trust should filter out any SIDs that are not correct. To filter the SIDs and client names correctly and safely, an implementation should use the guidelines discussed in the following sections. [<21><22>](#)

4.1.2.1 Rules for SID Inclusion in the PAC

The following rules apply for domain local SIDs, domain global SIDs, and universal group SIDs:

1. The domain global and universal group SIDs are added to the PAC by the KDC when the initial ticket-granting ticket (TGT) is returned to the client during the Kerberos AS exchange, as specified in [\[RFC4120\]](#).
2. The SIDs from the TGT's PAC that the client returns during the Kerberos **ticket-granting service (TGS)** exchange are copied into the referral or renewed TGT's PAC by the KDC, as specified in [\[RFC4120\]](#). If the TGT returned by the client is a service ticket that is not a referral TGT, the domain local group SIDs **MUST** be included in the PAC by the KDC.
3. Domain local group SIDs **MUST** be added to the PAC by the KDC for password requests, as specified in [\[RFC3244\]](#).

The following rules apply for domain controller SIDs:

1. The enterprise domain controller SID ([\[MS-ADTS\]](#) section 6.1.1.2.6.9) **MUST** be added to the PAC by the KDC if the ADS_UF_SERVER_TRUST_ACCOUNT flag is set in the authenticating security principal's **userAccountControl** attribute in Active Directory ([\[MS-ADTS\]](#) section 2.2.16).
2. The enterprise read-only domain controller SID ([\[MS-ADTS\]](#) section 6.1.1.2.6.10) **MUST** be added to the PAC by the KDC if both the ADS_UF_WORKSTATION_ACCOUNT and the ADS_UF_PARTIAL_SECRETS_ACCOUNT flags are set in the security principal's **userAccountControl** attribute in Active Directory ([\[MS-ADTS\]](#) section 2.2.16).

4.1.2.2 SID Filtering and Claims Transformation

Note: Some of the information in this section is subject to change because it applies to an unreleased, preliminary version of the Windows Server operating system, and thus may differ from the final

version of the server software when released. All behavior notes that pertain to the unreleased, preliminary version of the Windows Server operating system contain specific references to Windows Server 2016 Technical Preview in the Product Behavior appendix.

A PAC from a cross-realm TGT needs to be parsed and analyzed. The type and stringency of the analysis is determined by the type and quality of inter-domain trust from which the TGT originates. The different types of trusts are qualified based on their different SID filtering and claims transformation requirements. Different trust boundaries apply to each trust type, as specified in the following table. <23>

Trust boundary type	Description
WithinDomain	Within a domain, each domain controller trusts every other domain controller.
WithinForest	Within a forest, there are parent/child trust relationships and shortcut trust relationships between the domains in the forest. Each domain controller trusts every other domain controller within the forest.
QuarantinedWithinForest	A parent-child trust between a leaf domain in a forest and its parent can be marked as quarantined. The only SIDs that are allowed to be passed from such a domain are the "Enterprise Domain Controllers" (S-1-5-9) SID and those described by the trusted domain object (TDO) .
CrossForest	One forest can transitively trust all of the domains in another forest. A cross-forest trust allows all the SIDs from the domains in the other forest to pass, and does not allow SIDs that are local to its forest to come over a cross-forest trust. A trusting domain MUST transform claims ([MS-ADTS] section 3.1.1.11.2.11) to ensure that incoming claims that match claims local to its forest are explicitly allowed. <24>
External	A domain can trust a domain outside the forest. The trusting domain does not allow SIDs that are local to its forest to come over an external trust. A trusting domain MUST transform claims ([MS-ADTS] section 3.1.1.11.2.11) to ensure that incoming claims that match claims local to its forest are explicitly allowed. <25>
QuarantinedExternal	The only SIDs that are allowed to be passed from a quarantined external domain are those of the trusted domain.
PrivilegedIdentityManagement (PIM)	A domain can be externally managed by a domain that is outside the forest. <26> The trusting domain allows SIDs that are local to its forest to come over a PrivilegedIdentityManagement trust. A trusting domain MUST transform claims ([MS-ADTS] section 3.1.1.11.2.11) to ensure that incoming claims that match claims local to its forest are explicitly allowed.

SIDs are categorized into the following classes. They must follow the rules of their class when crossing a trust boundary.

Action	Rules
AlwaysFilter	This rule is for those SIDs that are not allowed across any trust boundaries.
ForestSpecific	The ForestSpecific rule is for those SIDs that should never be allowed in a PAC that originates from out of the forest or from a domain that has been marked as QuarantinedWithinForest, unless it belongs to that domain. SIDs in this category is filtered out for QuarantinedWithinForest, CrossForest, External, and QuarantinedExternal trust boundaries.
EDC	The EDC rule applies only to the well-known enterprise domain controller SID (as specified in [MS-ADTS] section 6.1.1.2.6.9). This SID is filtered out for CrossForest, External, QuarantinedExternal, and PrivilegedIdentityManagement trust boundaries.

Action	Rules
DomainSpecific	<p>The DomainSpecific rule applies for those SIDs that are relative to the authority processing the PAC, referred to here as the "local domain". This category of SID is filtered out of a PAC entering the local domain. That is, if a domain controller encounters SIDs in a PAC that appear to be from its own domain, it filters them out. Likewise, for a single machine, if an incoming PAC contains SIDs from its local domain, they are filtered out.</p> <p>All of the SIDs in this category are of the form S-1-5-21-<Domain>-<ConstantRid>. Such accounts represent well-known accounts in Domain.</p> <p>There are three rules of processing for this category:</p> <ul style="list-style-type: none"> ▪ SIDs are filtered by comparing the SID from the PAC with the SID of the local domain. If they match and the ConstantRid matches one of the constant RIDs for this category, then the SID is removed from the PAC. ▪ For each SID in the PAC, if the SID does not match the LogonDomainId in the PAC, and the SID is in this category, the SID is removed from the PAC. ▪ For CrossForest and External trusts, if the LogonDomainId in the PAC is for a domain within the local forest, then the attempt to cross the trust boundary by the authentication protocol fails, as the authorization data is invalid.
NeverFilter	Never filter any SIDs from this category.

The following table shows the correlation between SIDs and trust boundaries, representing the effective behavior of SID filtering on PAC authorization data.

The "SID pattern" column lists a particular SID. There are cases where a set of SIDs is represented by a single row in the table. For instance, the syntax S-1-5-* means the set of version 1 SIDs with authority 5 that have not been explicitly mentioned elsewhere in the table.

The Description column describes the characteristics of the SID pattern. The Action column describes the SID filtering action, as described in the preceding table.

SID pattern	Description of the pattern	Action
S-1-0-0	Null SID	AlwaysFilter
S-1-1-0	Everyone	AlwaysFilter
S-1-2-0	Local	AlwaysFilter
S-1-3-0	Creator Owner	AlwaysFilter
S-1-3-1	Creator Group	AlwaysFilter
S-1-3-2	Creator Owner Server	AlwaysFilter
S-1-3-3	Creator Group Server	AlwaysFilter
S-1-4	NonUnique Authority	NeverFilter
S-1-5	NT Authority	AlwaysFilter
S-1-5-1	Dialup	AlwaysFilter
S-1-5-2	Network	AlwaysFilter
S-1-5-3	Batch	AlwaysFilter

SID pattern	Description of the pattern	Action
S-1-5-4	Interactive	AlwaysFilter
S-1-5-5-*	LogonId	AlwaysFilter
S-1-5-6	Service	AlwaysFilter
S-1-5-7	Anonymous Logon	AlwaysFilter
S-1-5-8	Proxy	AlwaysFilter
S-1-5-9	Enterprise Domain Controllers	EDC
S-1-5-10	Self	AlwaysFilter
S-1-5-11	Authenticated Users	AlwaysFilter
S-1-5-12	Restricted	AlwaysFilter
S-1-5-13	Terminal Server User	AlwaysFilter
S-1-5-14	Remote Interactive User	AlwaysFilter
S-1-5-15	"This Org"	NeverFilter
S-1-5-18	Local System	AlwaysFilter
S-1-5-19	Local Service	AlwaysFilter
S-1-5-20	Network Service	AlwaysFilter
S-1-5-21	NT Account Domain	AlwaysFilter
S-1-5-21-x	Partially formed SID	AlwaysFilter
S-1-5-21-x-y	Partially formed SID	AlwaysFilter
S-1-5-21-X-Y-Z-R-*	Invalid domain SID (too many RIDs)	AlwaysFilter
S-1-5-21-X-Y-Z	Identifies a domain, not a principal	AlwaysFilter
S-1-5-21-0-0-0-496	Compounded Authentication	NeverFilter<27>
S-1-5-21-0-0-0-497	Claims Valid	NeverFilter<28>
S-1-5-21-<Domain>-R R<500	Well-known SID range	ForestSpecific
S-1-5-21-<Domain>-500	Administrator	ForestSpecific<29>
S-1-5-21-<Domain>-501	Guest	ForestSpecific<30>
S-1-5-21-<Domain>-502	Krbtgt	ForestSpecific<31>
S-1-5-21-<Domain>-512	Domain Admins	ForestSpecific<32>

SID pattern	Description of the pattern	Action
S-1-5-21-<Domain>-513	Domain Users	ForestSpecific< 33 >
S-1-5-21-<Domain>-514	Domain Guests	ForestSpecific< 34 >
S-1-5-21-<Domain>-515	Domain Computers	ForestSpecific< 35 >
S-1-5-21-<Domain>-516	Domain Controllers	ForestSpecific< 36 >
S-1-5-21-<Domain>-517	Cert Publishers	ForestSpecific< 37 >
S-1-5-21-<Domain>-518	Schema Admins	ForestSpecific< 38 >
S-1-5-21-<Domain>-519	Enterprise Admins	ForestSpecific< 39 >
S-1-5-21-<Domain>-520	Group Policy Creator Owners	ForestSpecific< 40 >
S-1-5-21-<Domain>-R 500 <= R < 1000 Except S-1-5-21-<Domain>-518 and S-1-5-21-<Domain>-519 above	Reserved domain-specific values. Never assigned as primary identities to user accounts.	ForestSpecific< 41 >
S-1-5-21-<Domain>-R R >= 1000	Identifiers for end user-created domain identities and domain groups.	Not filtered at domain and external trust boundaries. May be filtered at member, quarantined, and cross-forest boundaries.
S-1-5-21-X-Y-Z-R where X-Y-Z does not match this <domain>.	All Except on trusted domain object (TDO)	If the trusting domain is configured to filter all except on (TDO), then the domain controller filters all SIDs that are not from the trusted domain.
S-1-5-21-X-Y-Z-R where X-Y-Z does not match identities of the domains in a trusted forest that have been selected as trusted.	All Except on Forest Trust Information (FtInfo) Identities from other forests.	If the trusting domain is configured to filter all except on FtInfo, then the domain controller filters all SIDs that are not from the trusted domains in the trusted forest. The FtInfo is the collection of domain SIDs in the forest. By default, the FtInfo is the list of all domains in the trusted forest, but it can be configured to be a subset of domain SIDs trusted by the domain.
S-1-5-32	Built-in Domain	AlwaysFilter
S-1-5-32-544	Administrators	AlwaysFilter
S-1-5-32-545	Users	AlwaysFilter
S-1-5-32-546	Guests	AlwaysFilter
S-1-5-32-547	Power Users	AlwaysFilter
S-1-5-32-548	Account Operators	AlwaysFilter
S-1-5-32-549	System Operators	AlwaysFilter

SID pattern	Description of the pattern	Action
S-1-5-32-550	Print Operators	AlwaysFilter
S-1-5-32-551	Backup Operators	AlwaysFilter
S-1-5-32-552	Replicator	AlwaysFilter
S-1-5-32-553	Ras Servers	AlwaysFilter
S-1-5-32-554	Pre-Win 2k Compatible	AlwaysFilter
S-1-5-32-555	Remote Desktop Users	AlwaysFilter
S-1-5-32-556	Network Configuration Operators	AlwaysFilter
S-1-5-32-R	Other Built-in Accounts	AlwaysFilter
S-1-5-64-<RpcId>	Security Providers RpcId is the RPC Protocol Extensions security provider value specified in [MS-RPCE] section 2.2.1.1.7.	AlwaysFilter
S-1-5-R-*R<1000	Reserved by Microsoft	AlwaysFilter
S-1-5-1000-*	Other Organization	NeverFilter
S-1-5-R-*R>1000	Extensible	NeverFilter
S-1-6	SiteServer Authority	AlwaysFilter
S-1-7	Internet Site Authority	AlwaysFilter
S-1-8	Exchange Authority	AlwaysFilter
S-1-9	Resource Manager Authority	AlwaysFilter
S-1-10	Passport Authority	NeverFilter
Invalid	Invalid SIDs	AlwaysFilter

4.1.2.3 crealm Filtering

When decoding a cross-realm TGT, the crealm fields inside the TGT should be compared to the expected name of the realm for the inter-realm trust. If the names do not match the TGT, they should be rejected, subject to other mitigating constraints. [<42>](#) These constraints can include allowing fully trusted domains to supply any crealm name on the basis that it would have validated it prior to passing it along, or any other settings that may be established out of band. The full set of constraints is implementation-specific.

4.2 Index of Security Fields

Security field	Section
Supplemental credential encryption	PAC Credentials (section 2.6)
Signature generation	PAC SIGNATURE DATA (section 2.8)

5 Appendix A: Product Behavior

The information in this specification is applicable to the following Microsoft products or supplemental software. References to product versions include released service packs.

Note: Some of the information in this section is subject to change because it applies to an unreleased, preliminary version of the Windows Server operating system, and thus may differ from the final version of the server software when released. All behavior notes that pertain to the unreleased, preliminary version of the Windows Server operating system contain specific references to Windows Server 2016 Technical Preview as an aid to the reader.

- Windows 2000 operating system
- Windows XP operating system
- Windows Server 2003 operating system
- Windows Vista operating system
- Windows Server 2008 operating system
- Windows 7 operating system
- Windows Server 2008 R2 operating system
- Windows 8 operating system
- Windows Server 2012 operating system
- Windows 8.1 operating system
- Windows Server 2012 R2 operating system
- Windows 10 operating system
- Windows Server 2016 Technical Preview operating system

Exceptions, if any, are noted below. If a service pack or Quick Fix Engineering (QFE) number appears with the product version, behavior changed in that service pack or QFE. The new behavior also applies to subsequent service packs of the product unless otherwise specified. If a product edition appears with the product version, behavior is different in that product edition.

Unless otherwise specified, any statement of optional behavior in this specification that is prescribed using the terms SHOULD or SHOULD NOT implies product behavior in accordance with the SHOULD or SHOULD NOT prescription. Unless otherwise specified, the term MAY implies that the product does not follow the prescription.

[<1> Section 1](#): Because Kerberos does not account directly for authorization information such as group membership or logon policy information, but does allow a field within the Kerberos ticket to carry authorization information, Windows uses that field to carry information about Windows groups. Should the structure containing group information arrive at a Windows system, the Windows operating system can interpret the group information in a manner consistent with other authorization decisions and information on the system.

[<2> Section 2.2.3](#): The DOMAIN_GROUP_MEMBERSHIP structure is not supported in Windows 2000, Windows XP, Windows Server 2003, Windows Vista, Windows Server 2008, Windows 7, and Windows Server 2008 R2.

[<3> Section 2.4](#): Windows 2000, Windows XP, and Windows Server 2003 do not support UPN and DNS information.

<4> [Section 2.4](#): The client claims information structure is not supported in Windows 2000, Windows XP, Windows Server 2003, Windows Vista, Windows Server 2008, Windows 7, or Windows Server 2008 R2.

<5> [Section 2.4](#): The device information structure is not supported in Windows 2000, Windows XP, Windows Server 2003, Windows Vista, Windows Server 2008, Windows 7, or Windows Server 2008 R2.

<6> [Section 2.4](#): The device claims information structure is not supported in Windows 2000, Windows XP, Windows Server 2003, Windows Vista, Windows Server 2008, Windows 7, or Windows Server 2008 R2.

<7> [Section 2.5](#): Windows enforces the **LogoffTime** value for SMB connections only.

<8> [Section 2.5](#): Windows enforces the **KickoffTime** value for SMB connections only.

<9> [Section 2.6.1](#): This buffer is inserted into the PAC only when initial authentication is done through the PKINIT protocol (as specified in [\[RFC4556\]](#)) and is inserted only during initial logon; it is not included when the ticket-granting ticket (TGT) is used for further authentication.

<10> [Section 2.6.1](#): RC4 with Hash Message Authentication Code (HMAC) is preferred and is most often seen, except when the principal has been configured to require a Data Encryption Standard (DES) encryption type.

<11> [Section 2.6.1](#): AES128_CTS_HMAC_SHA1_96 is not used in Windows 2000, Windows XP, or Windows Server 2003.

<12> [Section 2.6.1](#): AES256_CTS_HMAC_SHA1_96 is not used in Windows 2000, Windows XP, and Windows Server 2003.

<13> [Section 2.6.3](#): The only package name that Microsoft KDCs use is "NTLM". If any other package name is provided, Windows discards the supplemental credential.

<14> [Section 2.8.2](#): **AES** is not supported in Windows 2000 and Windows Server 2003.

<15> [Section 2.8.2](#): AES is not supported in Windows 2000 and Windows Server 2003.

<16> [Section 2.9](#): Constrained delegation is not supported in Windows 2000.

<17> [Section 2.10](#): Windows 2000, Windows XP, and Windows Server 2003 do not support UPN and DNS information.

<18> [Section 2.11](#): The client claims information structure is not supported in Windows 2000, Windows XP, Windows Server 2003, Windows Vista, Windows Server 2008, Windows 7, or Windows Server 2008 R2.

<19> [Section 2.12](#): The device information structure is not supported in Windows 2000, Windows XP, Windows Server 2003, Windows Vista, Windows Server 2008, Windows 7, or Windows Server 2008 R2.

<20> [Section 2.13](#): The device claims information structure is not supported in Windows 2000, Windows XP, Windows Server 2003, Windows Vista, Windows Server 2008, Windows 7, or Windows Server 2008 R2.

<21> [Section 4.1.2](#): Windows enforces SID-filtering rules.

<22> [Section 4.1.2](#): Interdomain trusts have been augmented with filtering information to prevent forged identity attacks. For trusts between two Windows domains, all of the SIDs are validated in the PAC. For trusts between a Windows Kerberos domain and a Massachusetts Institute of Technology (MIT) Kerberos realm, as specified in [\[RFC4120\]](#), SIDs are irrelevant, but a similar attack can be mounted by spoofing the cname within a cross-realm TGT.

[<23> Section 4.1.2.2](#): Windows 2000 domain controllers do not perform SID filtering on PACs arriving from outside the domain. Windows 2000 domain controllers do not filter an arriving PAC for SIDs that are defined locally to the computer processing the PAC. Windows 2000, Windows Server 2003, Windows Server 2008, and Windows Server 2008 R2 domain controllers do not perform claims transformation.

[<24> Section 4.1.2.2](#): Claims transformation is not supported on Windows 2000, Windows Server 2003, Windows Server 2008, or Windows Server 2008 R2 domain controllers.

[<25> Section 4.1.2.2](#): Claims transformation is not supported on Windows 2000, Windows Server 2003, Windows Server 2008, or Windows Server 2008 R2 domain controllers.

[<26> Section 4.1.2.2](#): Privileged Identity Management trusts are supported only on Windows Server 2016 Technical Preview domain controllers.

[<27> Section 4.1.2.2](#): Windows 2000, Windows Server 2003, Windows Server 2008, and Windows Server 2008 R2 treat this pattern as ForestSpecific.

[<28> Section 4.1.2.2](#): Windows 2000, Windows Server 2003, Windows Server 2008, and Windows Server 2008 R2 treat this pattern as ForestSpecific.

[<29> Section 4.1.2.2](#): Windows 2000, Windows Server 2003, Windows Server 2008, and Windows Server 2008 R2 treat this pattern as DomainSpecific.

[<30> Section 4.1.2.2](#): Windows 2000, Windows Server 2003, Windows Server 2008, and Windows Server 2008 R2 treat this pattern as DomainSpecific.

[<31> Section 4.1.2.2](#): Windows 2000, Windows Server 2003, Windows Server 2008, and Windows Server 2008 R2 treat this pattern as DomainSpecific.

[<32> Section 4.1.2.2](#): Windows 2000, Windows Server 2003, Windows Server 2008, and Windows Server 2008 R2 treat this pattern as DomainSpecific.

[<33> Section 4.1.2.2](#): Windows 2000, Windows Server 2003, Windows Server 2008, and Windows Server 2008 R2 treat this pattern as DomainSpecific.

[<34> Section 4.1.2.2](#): Windows 2000, Windows Server 2003, Windows Server 2008, and Windows Server 2008 R2 treat this pattern as DomainSpecific.

[<35> Section 4.1.2.2](#): Windows 2000, Windows Server 2003, Windows Server 2008, and Windows Server 2008 R2 treat this pattern as DomainSpecific.

[<36> Section 4.1.2.2](#): Windows 2000, Windows Server 2003, Windows Server 2008, and Windows Server 2008 R2 treat this pattern as DomainSpecific.

[<37> Section 4.1.2.2](#): Windows 2000, Windows Server 2003, Windows Server 2008, and Windows Server 2008 R2 treat this pattern as DomainSpecific.

[<38> Section 4.1.2.2](#): Windows 2000, Windows Server 2003, Windows Server 2008, and Windows Server 2008 R2 treat this pattern as DomainSpecific.

[<39> Section 4.1.2.2](#): Windows 2000, Windows Server 2003, Windows Server 2008, and Windows Server 2008 R2 treat this pattern as DomainSpecific.

[<40> Section 4.1.2.2](#): Windows 2000, Windows Server 2003, Windows Server 2008, and Windows Server 2008 R2 treat this pattern as DomainSpecific.

[<41> Section 4.1.2.2](#): Windows 2000, Windows Server 2003, Windows Server 2008, and Windows Server 2008 R2 treat this pattern as DomainSpecific.

[<42> Section 4.1.2.3](#): The TGT's crealm field is compared against the realm names listed on the TDO, as specified in [\[MS-ADTS\]](#), corresponding to the cross-realm trust. If there is a mismatch, the TGT is rejected. TDOs marked as within the forest pass all crealm names through. TDOs marked as forest transitive indicate that the server will only accept crealm names if it is a name claimed by the forest on the TDO. If the TDO used for the cross-realm TGT has neither indicator set, the server checks if the fully qualified domain name (FQDN) (2) matches the FQDN (2) of any domain in the server's forest; if so, the TGT is accepted. Finally, if the crealm field matches the FQDN (2) of the TDO, then it is accepted.

6 Change Tracking

This section identifies changes that were made to this document since the last release. Changes are classified as New, Major, Minor, Editorial, or No change.

The revision class **New** means that a new document is being released.

The revision class **Major** means that the technical content in the document was significantly revised. Major changes affect protocol interoperability or implementation. Examples of major changes are:

- A document revision that incorporates changes to interoperability requirements or functionality.
- The removal of a document from the documentation set.

The revision class **Minor** means that the meaning of the technical content was clarified. Minor changes do not affect protocol interoperability or implementation. Examples of minor changes are updates to clarify ambiguity at the sentence, paragraph, or table level.

The revision class **Editorial** means that the formatting in the technical content was changed. Editorial changes apply to grammatical, formatting, and style issues.

The revision class **No change** means that no new technical changes were introduced. Minor editorial and formatting changes may have been made, but the technical content of the document is identical to the last released version.

Major and minor changes can be described further using the following change types:

- New content added.
- Content updated.
- Content removed.
- New product behavior note added.
- Product behavior note updated.
- Product behavior note removed.
- New protocol syntax added.
- Protocol syntax updated.
- Protocol syntax removed.
- New content added due to protocol revision.
- Content updated due to protocol revision.
- Content removed due to protocol revision.
- New protocol syntax added due to protocol revision.
- Protocol syntax updated due to protocol revision.
- Protocol syntax removed due to protocol revision.
- Obsolete document removed.

Editorial changes are always classified with the change type **Editorially updated**.

Some important terms used in the change type descriptions are defined as follows:

- **Protocol syntax** refers to data elements (such as packets, structures, enumerations, and methods) as well as interfaces.
- **Protocol revision** refers to changes made to a protocol that affect the bits that are sent over the wire.

The changes made to this document are listed in the following table. For more information, please contact dochelp@microsoft.com.

Section	Tracking number (if applicable) and description	Major change (Y or N)	Change type
4.1.2.2 SID Filtering and Claims Transformation	Updated content for Windows Server 2016 Technical Preview.	Y	Content update.
5 Appendix A: Product Behavior	Updated the product applicability list to include Windows 10 operating system.	Y	Content update.
5 Appendix A: Product Behavior	Updated the product behavior notes to include Windows Server 2016 Technical Preview operating system.	Y	Content update.

7 Index

A

[Applicability](#) 9
[Authorization validation](#) 35

C

[Change tracking](#) 46
[Client Information example](#) 34
Common data types and fields ([section 2](#) 10, [section 2.1](#) 11)
[Constrained delegation information](#) 24
Constructed security types
 [DOMAIN_GROUP_MEMBERSHIP structure](#) 12
 [GROUP_MEMBERSHIP structure](#) 12
 [KERB_SID_AND_ATTRIBUTES structure](#) 11
[crealm filtering](#) 40
[Credentials](#) 18

D

Data types and fields - common ([section 2](#) 10, [section 2.1](#) 11)
[Delegation information - constrained](#) 24
Details
 [common data types and fields](#) 10
[DOMAIN_GROUP_MEMBERSHIP structure](#) 12

E

[Examples](#) 30
 [Client Information](#) 34
 [Logon Authorization Information](#) 32
 [overview](#) 30
 [Signatures](#) 34

F

[Fields - security index](#) 41
[Fields - vendor-extensible](#) 9
Filtering
 [crealm - security](#) 40
 [security](#) 35
 [SID - security](#) 35

G

[Glossary](#) 5
[GROUP_MEMBERSHIP structure](#) 12

I

[Index of security fields](#) 41
[Index of security parameters](#) 41
[Informative references](#) 8
[Introduction](#) 5

K

[KERB_SID_AND_ATTRIBUTES structure](#) 11
[KERB_VALIDATION_INFO structure](#) 14

L

[Localization](#) 9
[Logon Authorization Information example](#) 32

N

[Normative references](#) 7
[NTLM_SUPPLEMENTAL_CREDENTIAL structure](#) 21

O

[Overview \(synopsis\)](#) 8

P

[PAC credentials](#) 18
[PAC data - tampered](#) 35
[PAC_CLIENT_CLAIMS_INFO packet](#) 25
[PAC_CLIENT_INFO packet](#) 22
[PAC_CREDENTIAL_DATA structure](#) 20
[PAC_CREDENTIAL_INFO packet](#) 19
[PAC_DEVICE_CLAIMS_INFO packet](#) 27
[PAC_DEVICE_INFO structure](#) 26
[PAC_INFO_BUFFER packet](#) 13
[PAC_SIGNATURE_DATA packet](#) 22
[PACTYPE packet](#) 12
[Parameter index - security](#) 41
[PDOMAIN_GROUP_MEMBERSHIP](#) 12
[PGROUP_MEMBERSHIP](#) 12
[PKERB_SID_AND_ATTRIBUTES](#) 11
[PNTLM_SUPPLEMENTAL_CREDENTIAL](#) 21
[PPAC_CREDENTIAL_DATA](#) 20
[Product behavior](#) 42
[PS4U_DELEGATION_INFO](#) 24
[PSECPKG_SUPPLEMENTAL_CRED](#) 21

R

[References](#) 7
 [informative](#) 8
 [normative](#) 7
[Relationship to protocols and other structures](#) 9

S

[S4U_DELEGATION_INFO structure](#) 24
[SECPKG_SUPPLEMENTAL_CRED structure](#) 21
Security
 [authorization validation](#) 35
 [crealm filtering](#) 40
 [field index](#) 41
 [filtering](#) 35
 [parameter index](#) 41
 [SID filtering](#) 35
 [SID inclusion rules](#) 35
 structure types
 [DOMAIN_GROUP_MEMBERSHIP structure](#) 12
 [GROUP_MEMBERSHIP structure](#) 12
 [KERB_SID_AND_ATTRIBUTES structure](#) 11
 [tampered PAC data](#) 35
SID
 [filtering](#) 35
 [inclusion rules](#) 35
Signatures
 [generation - verification](#) 23
 [verification](#) 35
[Signatures example](#) 34
Structures
 [common types](#) 11
 [constrained delegation information](#) 24
 constructed security types
 [DOMAIN_GROUP_MEMBERSHIP structure](#) 12
 [GROUP_MEMBERSHIP structure](#) 12
 [KERB_SID_AND_ATTRIBUTES structure](#) 11
 [overview](#) 10
 [PAC credentials](#) 18
 [signature generation - verification](#) 23

T

[Tampered PAC data](#) 35
[Tracking changes](#) 46

U

[UPN_DNS_INFO packet](#) 24

V

[Vendor-extensible fields](#) 9
[Versioning](#) 9