

[MC-NMF-Diff]:

.NET Message Framing Protocol

Intellectual Property Rights Notice for Open Specifications Documentation

- **Technical Documentation.** Microsoft publishes Open Specifications documentation (“this documentation”) for protocols, file formats, data portability, computer languages, and standards support. Additionally, overview documents cover inter-protocol relationships and interactions.
- **Copyrights.** This documentation is covered by Microsoft copyrights. Regardless of any other terms that are contained in the terms of use for the Microsoft website that hosts this documentation, you can make copies of it in order to develop implementations of the technologies that are described in this documentation and can distribute portions of it in your implementations that use these technologies or in your documentation as necessary to properly document the implementation. You can also distribute in your implementation, with or without modification, any schemas, IDLs, or code samples that are included in the documentation. This permission also applies to any documents that are referenced in the Open Specifications documentation.
- **No Trade Secrets.** Microsoft does not claim any trade secret rights in this documentation.
- **Patents.** Microsoft has patents that might cover your implementations of the technologies described in the Open Specifications documentation. Neither this notice nor Microsoft's delivery of this documentation grants any licenses under those patents or any other Microsoft patents. However, a given Open Specifications document might be covered by the Microsoft [Open Specifications Promise](#) or the [Microsoft Community Promise](#). If you would prefer a written license, or if the technologies described in this documentation are not covered by the Open Specifications Promise or Community Promise, as applicable, patent licenses are available by contacting iplg@microsoft.com.
- **License Programs.** To see all of the protocols in scope under a specific license program and the associated patents, visit the [Patent Map](#).
- **Trademarks.** The names of companies and products contained in this documentation might be covered by trademarks or similar intellectual property rights. This notice does not grant any licenses under those rights. For a list of Microsoft trademarks, visit www.microsoft.com/trademarks.
- **Fictitious Names.** The example companies, organizations, products, domain names, email addresses, logos, people, places, and events that are depicted in this documentation are fictitious. No association with any real company, organization, product, domain name, email address, logo, person, place, or event is intended or should be inferred.

Reservation of Rights. All other rights are reserved, and this notice does not grant any rights other than as specifically described above, whether by implication, estoppel, or otherwise.

Tools. The Open Specifications documentation does not require the use of Microsoft programming tools or programming environments in order for you to develop an implementation. If you have access to Microsoft programming tools and environments, you are free to take advantage of them. Certain Open Specifications documents are intended for use in conjunction with publicly available standards specifications and network programming art and, as such, assume that the reader either is familiar with the aforementioned material or has immediate access to it.

Support. For questions and support, please contact dochelp@microsoft.com.

Revision Summary

Date	Revision History	Revision Class	Comments
8/10/2007	0.1	Major	Initial Availability
9/28/2007	0.2	Minor	Clarified the meaning of the technical content.
10/23/2007	0.3	Minor	Clarified the meaning of the technical content.
11/30/2007	0.3.1	Editorial	Changed language and formatting in the technical content.
1/25/2008	0.3.2	Editorial	Changed language and formatting in the technical content.
3/14/2008	0.3.3	Editorial	Changed language and formatting in the technical content.
5/16/2008	0.3.4	Editorial	Changed language and formatting in the technical content.
6/20/2008	0.4	Minor	Clarified the meaning of the technical content.
7/25/2008	0.4.1	Editorial	Changed language and formatting in the technical content.
8/29/2008	0.4.2	Editorial	Changed language and formatting in the technical content.
10/24/2008	0.4.3	Editorial	Changed language and formatting in the technical content.
12/5/2008	1.0	Major	Updated and revised the technical content.
1/16/2009	1.0.1	Editorial	Changed language and formatting in the technical content.
2/27/2009	1.0.2	Editorial	Changed language and formatting in the technical content.
4/10/2009	1.0.3	Editorial	Changed language and formatting in the technical content.
5/22/2009	1.1	Minor	Clarified the meaning of the technical content.
7/2/2009	1.1.1	Editorial	Changed language and formatting in the technical content.
8/14/2009	1.1.2	Editorial	Changed language and formatting in the technical content.
9/25/2009	1.2	Minor	Clarified the meaning of the technical content.
11/6/2009	1.2.1	Editorial	Changed language and formatting in the technical content.
12/18/2009	1.2.2	Editorial	Changed language and formatting in the technical content.
1/29/2010	1.3	Minor	Clarified the meaning of the technical content.
3/12/2010	1.4	Minor	Clarified the meaning of the technical content.
4/23/2010	1.5	Minor	Clarified the meaning of the technical content.
6/4/2010	1.6	Minor	Clarified the meaning of the technical content.
7/16/2010	2.0	Major	Updated and revised the technical content.
8/27/2010	2.0	None	No changes to the meaning, language, or formatting of the technical content.
10/8/2010	2.0	None	No changes to the meaning, language, or formatting of the technical content.
11/19/2010	2.0	None	No changes to the meaning, language, or formatting of the

Date	Revision History	Revision Class	Comments
			technical content.
1/7/2011	3.0	Major	Updated and revised the technical content.
2/11/2011	3.0	None	No changes to the meaning, language, or formatting of the technical content.
3/25/2011	3.0	None	No changes to the meaning, language, or formatting of the technical content.
5/6/2011	3.0	None	No changes to the meaning, language, or formatting of the technical content.
6/17/2011	4.0	Major	Updated and revised the technical content.
9/23/2011	4.0	None	No changes to the meaning, language, or formatting of the technical content.
12/16/2011	5.0	Major	Updated and revised the technical content.
3/30/2012	5.0	None	No changes to the meaning, language, or formatting of the technical content.
7/12/2012	5.0	None	No changes to the meaning, language, or formatting of the technical content.
10/25/2012	6.0	Major	Updated and revised the technical content.
1/31/2013	6.0	None	No changes to the meaning, language, or formatting of the technical content.
8/8/2013	6.0	None	No changes to the meaning, language, or formatting of the technical content.
11/14/2013	6.0	None	No changes to the meaning, language, or formatting of the technical content.
2/13/2014	6.0	None	No changes to the meaning, language, or formatting of the technical content.
5/15/2014	6.0	None	No changes to the meaning, language, or formatting of the technical content.
6/30/2015	7.0	Major	Significantly changed the technical content.
10/16/2015	7.0	None	No changes to the meaning, language, or formatting of the technical content.
7/14/2016	7.0	None	No changes to the meaning, language, or formatting of the technical content.
3/16/2017	8.0	Major	Significantly changed the technical content.
6/1/2017	8.0	None	No changes to the meaning, language, or formatting of the technical content.
3/16/2018	9.0	Major	Significantly changed the technical content.

Table of Contents

1	Introduction	7
1.1	Glossary	7
1.2	References	7
1.2.1	Normative References	8
1.2.2	Informative References	8
1.3	Overview	9
1.3.1	Scenarios	10
1.3.1.1	Multiple Bidirectional Message Exchange Scenario	11
1.3.1.2	Large Message Exchange Scenario	11
1.3.1.3	Offline Message Exchange Scenario	11
1.3.2	Communication Modes	11
1.3.2.1	Message Property Scope	11
1.3.2.2	Protocol Receiver Mode	12
1.3.2.3	Message Traffic Flow	12
1.3.2.4	Message Chunking	12
1.3.3	Protocol Upgrades	12
1.4	Relationship to Other Protocols	12
1.5	Prerequisites/Preconditions	12
1.6	Applicability Statement	13
1.7	Versioning and Capability Negotiation	13
1.8	Vendor-Extensible Fields	13
1.9	Standards Assignments	13
2	Messages	14
2.1	Transport	14
2.2	Message Syntax	14
2.2.1	Record Types	14
2.2.2	Record Size Encoding	14
2.2.3	Property Records	15
2.2.3.1	Version Record	16
2.2.3.2	Mode Record	16
2.2.3.3	Via Record	17
2.2.3.4	Envelope Encoding Record	17
2.2.3.4.1	Known Encoding Record	17
2.2.3.4.2	Extensible Encoding Record	18
2.2.3.5	Upgrade Request Record	19
2.2.3.6	Upgrade Response Record	20
2.2.3.7	Preamble End Record	20
2.2.3.8	Preamble Ack Record	20
2.2.3.9	End Record	20
2.2.4	Envelope Records	20
2.2.4.1	Sized Envelope Record	21
2.2.4.2	Data Chunk	21
2.2.4.3	Unsize Envelope Record	21
2.2.5	Fault Records	22
2.2.6	Preamble Message	23
3	Protocol Details	25
3.1	Common Details	25
3.1.1	Abstract Data Model	25
3.1.1.1	Initiator-Receiver Interactions	25
3.1.1.1.1	Singleton Unsize Mode	25
3.1.1.1.2	Duplex Mode	26
3.1.1.1.3	Simplex Mode	27
3.1.1.1.4	Singleton Sized Mode	28

3.1.1.1.5	Upgrades.....	28
3.1.1.1.6	Faults	29
3.1.1.2	Protocol Grammar.....	31
3.1.2	Timers	33
3.1.3	Initialization.....	33
3.1.4	Higher-Layer Triggered Events	33
3.1.4.1	Reading Variable-Sized Records.....	34
3.1.4.2	Handling Receipt of an Unexpected Record Type	34
3.1.4.3	Version Record	34
3.1.4.4	Mode Record	35
3.1.4.5	Via Record	35
3.1.4.6	Encoding Record	35
3.1.4.7	Upgrade Request Record.....	35
3.1.4.8	Upgrade Response Record.....	35
3.1.4.9	Preamble End Record	36
3.1.4.10	Preamble Ack Record.....	36
3.1.4.11	Sized Envelope Record.....	36
3.1.4.12	Unsize d Envelope Record	36
3.1.4.13	End Record	36
3.1.5	Message Processing Events and Sequencing Rules	36
3.1.6	Timer Events.....	37
3.1.7	Other Local Events.....	37
3.1.7.1	Underlying Transport Session Is Closed	37
3.2	Initiator Details.....	37
3.2.1	Abstract Data Model.....	37
3.2.2	Timers	37
3.2.3	Initialization.....	37
3.2.4	Higher-Layer Triggered Events	37
3.2.4.1	Initialize Session.....	37
3.2.4.2	Send Preamble	37
3.2.4.3	Send Message	38
3.2.4.3.1	Singleton Unsize d Mode	38
3.2.4.3.2	Duplex or Simplex Mode.....	38
3.2.4.3.3	Singleton Size d Mode.....	38
3.2.4.4	Receive Message.....	38
3.2.4.5	Send End Record	38
3.2.4.6	Session Close	38
3.2.5	Message Processing Events and Sequencing Rules	38
3.2.6	Timer Events.....	38
3.2.7	Other Local Events.....	38
3.3	Receiver Details	39
3.3.1	Abstract Data Model.....	39
3.3.2	Timers	39
3.3.3	Initialization.....	39
3.3.4	Higher-Layer Triggered Events	39
3.3.4.1	Initialize Session.....	39
3.3.4.2	Receive Preamble.....	39
3.3.4.3	Send Message	39
3.3.4.4	Receive Message.....	39
3.3.4.4.1	Singleton Unsize d Mode	40
3.3.4.4.2	Duplex or Simplex Mode.....	40
3.3.4.4.3	Singleton Size d Mode.....	40
3.3.4.5	Send End Record	40
3.3.4.6	Session Close	40
3.3.5	Message Processing Events and Sequencing Rules	40
3.3.6	Timer Events.....	40
3.3.7	Other Local Events.....	40

4	Protocol Examples	41
4.1	Duplex Mode	41
4.1.1	Initiator Receiver: Preamble Message	42
4.1.2	Initiator Receiver: Preamble End Message	42
4.1.3	Receiver Initiator : Preamble Ack Message	43
4.1.4	Initiator Receiver: Sized Envelope Message	43
4.1.5	Receiver Initiator: Sized Envelope Message	44
4.1.6	Initiator Receiver: End Message	44
4.1.7	Receiver Initiator: End Message	44
5	Security	45
5.1	Security Considerations for Implementers	45
5.2	Index of Security Parameters	45
6	Appendix A: Product Behavior	46
7	Change Tracking	50
8	Index	51

1 Introduction

This document specifies the .NET Message Framing Protocol, which defines a mechanism for framing messages. Although primarily used for framing SOAP messages, this protocol can also be used to frame messages that use non-SOAP envelope formats. The .NET Message Framing Protocol can run over any transport, including those that do not natively support message semantics, and can provide support for sending and receiving demarcated messages.

Familiarity with SOAP and XML technologies is required for a complete understanding of this document.

Sections 1.5, 1.8, 1.9, 2, and 3 of this specification are normative. All other sections and examples in this specification are informative.

1.1 Glossary

This document uses the following terms:

endpoint: A node that sends or receives a protocol stream.

envelope record: A record that contains data, such as a SOAP message. For more information about envelope records, see [SOAP1.1] and [SOAP1.2-1/2007].

Initiating Stream: The protocol stream that flows from the initiator.

initiator: The node that initiates the connection over which a protocol stream flows.

little-endian: Multiple-byte values that are byte-ordered with the least significant byte stored in the memory location with the lowest address.

Property Record: A record that contains a protocol stream property.

protocol stream: A continuous stream of records flowing in one direction.

protocol stream property: A protocol stream characteristic that can be set by a property record and that applies to subsequent records flowing with the protocol stream.

receiver: The node that is the receiver of the protocol stream.

record: A sequence of octets.

Unicode: A character encoding standard developed by the Unicode Consortium that represents almost all of the written languages of the world. The Unicode standard [UNICODE5.0.0/2007] provides three forms (UTF-8, UTF-16, and UTF-32) and seven schemes (UTF-8, UTF-16, UTF-16 BE, UTF-16 LE, UTF-32, UTF-32 LE, and UTF-32 BE).

MAY, SHOULD, MUST, SHOULD NOT, MUST NOT: These terms (in all caps) are used as defined in [RFC2119]. All statements of optional behavior use either MAY, SHOULD, or SHOULD NOT.

1.2 References

Links to a document in the Microsoft Open Specifications library point to the correct section in the most recently published version of the referenced document. However, because individual documents in the library are not updated at the same time, the section numbers in the documents may not match. You can confirm the correct section numbering by checking the Errata.

1.2.1 Normative References

We conduct frequent surveys of the normative references to assure their continued availability. If you have any issue with finding a normative reference, please contact dochelp@microsoft.com. We will assist you in finding the relevant information.

[MC-NBFSE] Microsoft Corporation, ".NET Binary Format: SOAP Extension".

[MC-NBFS] Microsoft Corporation, ".NET Binary Format: SOAP Data Structure".

[MS-DTYP] Microsoft Corporation, "Windows Data Types".

[MS-MQMQ] Microsoft Corporation, "Message Queuing (MSMQ): Data Structures".

[RFC2045] Freed, N., and Borenstein, N., "Multipurpose Internet Mail Extensions (MIME) Part One: Format of Internet Message Bodies", RFC 2045, November 1996, <http://www.rfc-editor.org/rfc/rfc2045.txt>

[RFC2119] Bradner, S., "Key words for use in RFCs to Indicate Requirement Levels", BCP 14, RFC 2119, March 1997, <http://www.rfc-editor.org/rfc/rfc2119.txt>

[RFC2234] Crocker, D. and Overell, P., "Augmented BNF for Syntax Specifications: ABNF", RFC 2234, November 1997, <http://www.ietf.org/rfc/rfc2234.txt>

[RFC2279] Yergeau, F., "UTF-8, a transformation format of ISO 10646", RFC 2279, January 1998, <http://www.rfc-editor.org/rfc/rfc2279.txt>

[RFC2396] Berners-Lee, T., Fielding, R., and Masinter, L., "Uniform Resource Identifiers (URI): Generic Syntax", RFC 2396, August 1998, <http://www.rfc-editor.org/rfc/rfc2396.txt>

[RFC2781] Hoffman, P., and Yergeau, F., "UTF-16, an encoding of ISO 10646", RFC 2781, February 2000, <http://www.rfc-editor.org/rfc/rfc2781.txt>

[RFC4178] Zhu, L., Leach, P., Jaganathan, K., and Ingersoll, W., "The Simple and Protected Generic Security Service Application Program Interface (GSS-API) Negotiation Mechanism", RFC 4178, October 2005, <http://www.rfc-editor.org/rfc/rfc4178.txt>

[~~RFC4346~~RFC5246] Dierks, T., and Rescorla, E., "The Transport Layer Security (TLS) Protocol Version 1.2", RFC ~~4346~~, ~~April 2006~~5246, August 2008, <http://www.ietf.org/rfc/rfc4346/rfc5246.txt>

[RFC793] Postel, J., Ed., "Transmission Control Protocol: DARPA Internet Program Protocol Specification", RFC 793, September 1981, <http://www.rfc-editor.org/rfc/rfc793.txt>

[SOAP-MTOM] Gudgin, M., Medelsohn, N., Nottingham, M., and Ruellan, H., "SOAP Message Transmission Optimization Mechanism", W3C Recommendation, 25 January 2005, <http://www.w3.org/TR/2005/REC-soap12-mtom-20050125/>

1.2.2 Informative References

[MS-MQOD] Microsoft Corporation, "Message Queuing Protocols Overview".

[MSDN-BinaryMsgEncdngBindElmnt] Microsoft Corporation, "BinaryMessageEncodingBindingElement Class", <http://msdn.microsoft.com/en-us/library/system.servicemodel.channels.binarymessageencodingbindingelement.aspx>

[MSDN-NETMsmqBE] Microsoft Corporation, "MsmqTransportBindingElement Class", <http://msdn.microsoft.com/en-us/library/system.servicemodel.channels.msmqtransportbindingelement.aspx>

[MSDN-NETMsmq] Microsoft Corporation, "NetMsmqBinding Class", <http://msdn.microsoft.com/en-us/library/system.servicemodel.netmsmqbinding.aspx>

[MSDN-NETNamedPipeBE] Microsoft Corporation, "NamedPipeTransportBindingElement Class", <http://msdn.microsoft.com/en-us/library/system.servicemodel.channels.namedpipetransportbindingelement.aspx>

[MSDN-NETNamedPipe] Microsoft Corporation, "NetNamedPipeBinding Class", <http://msdn.microsoft.com/en-us/library/system.servicemodel.netnamedpipebinding.aspx>

[MSDN-NETTcpBE] Microsoft Corporation, "TcpTransportBindingElement Class", <http://msdn.microsoft.com/en-us/library/system.servicemodel.channels.tcptransportbindingelement.aspx>

[MSDN-NETTcp] Microsoft Corporation, "NetTcpBinding Class", <http://msdn.microsoft.com/en-us/library/system.servicemodel.nettcpbinding.aspx>

[MSDN-WCF] Microsoft Corporation, "Windows Communication Foundation", <http://msdn.microsoft.com/en-us/library/ms735119.aspx>

[MSDN-WSCHBIND] Microsoft Corporation, "WS_CHANNEL_BINDING enumeration", [http://msdn.microsoft.com/en-us/library/dd401780\(VS.85\).aspx](http://msdn.microsoft.com/en-us/library/dd401780(VS.85).aspx)

[MSDN-WSSECBIND] Microsoft Corporation, "WS_SECURITY_BINDING structure", [http://msdn.microsoft.com/en-us/library/dd323380\(VS.85\).aspx](http://msdn.microsoft.com/en-us/library/dd323380(VS.85).aspx)

[MSDN-WSTCPSSPI] Microsoft Corporation, "WS_TCP_SSPI_TRANSPORT_SECURITY_BINDING structure", [http://msdn.microsoft.com/en-us/library/dd323466\(VS.85\).aspx](http://msdn.microsoft.com/en-us/library/dd323466(VS.85).aspx)

1.3 Overview

The .NET Message Framing Protocol defines a format for framing messages, including SOAP messages. Consider a scenario in which two SOAP nodes are interacting and exchanging SOAP messages. The transport used for communication might not inherently support the notion of messages. For example, if the underlying transport is TCP, it provides a byte stream, and the receiver needs to have additional parsing logic to be able to extract a SOAP message from this stream.

This protocol intends to meet the following requirements:

- Supports extensibility for different message-encoding formats.
- Provides delimiters for a message.
- Has capability to skip past a message that is not well formed. If the message frames are well formed but the embedded content is malformed, the protocol provides a means of skipping over all such message frames.
- Supports extensible upgrades of the underlying transport stream.

The basic idea is to first notify the recipient of the message properties (metadata), including what version of the framing protocol is being used, who the message is meant for, and what encoding algorithm is used to encode the message content; and then to send a number of message frames that conform to those properties. The recipient, based on the message properties, is able to extract the messages from the transport stream and deliver them to the appropriate endpoint.

The message properties are typically controlled by the Protocol Configuration Object (PCO). The PCO determines the following aspects of a specified instance of the protocol:

- The transport to be used.

- The version of the .NET Message Framing Protocol being used.
- The mode of communication, which is explained in sections 1.3.2 and 2.2.3.2.
- The Via, which is a Uniform Resource Identifier (URI) that identifies the endpoint for which the messages are intended.
- The encoding format being used for the messages. The different encoding schemes are covered in section 2.2.3.4.
- The chunk size. If the mode supports chunking, this determines the maximum size of a chunk.
- The implementation-defined maximum supported sizes for messages and record types. <1>

1.3.1 Scenarios

This section describes scenarios that capture the various message exchange patterns between SOAP nodes. These scenarios help to define the communication modes that are covered in the next section and that the protocol needs to support.

The scenarios describe a sales organization that has several salespersons; some are in the head office and some offsite. They are interacting with the customers and preparing purchase orders that need to be sent to a central server as SOAP messages. The purchase orders can also be retrieved from the server, again as SOAP messages. The Asynchronous Message Relay is a mechanism that is used to queue up messages when the salesperson is offline and then relay the messages after connectivity is established. One such mechanism is Microsoft Message Queuing, as described in [MS-MQOD].

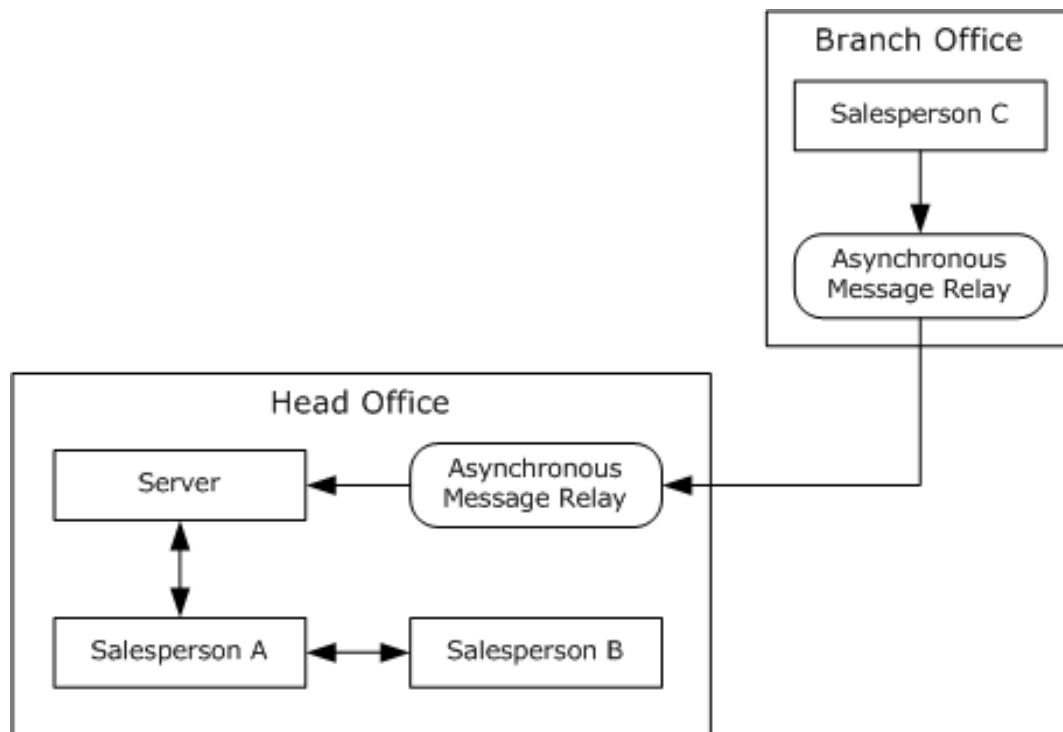


Figure 1: Asynchronous Message Relay

1.3.1.1 Multiple Bidirectional Message Exchange Scenario

In this scenario, two salespersons are working at the head office with several customers. Salesperson A is responsible for collecting the customer profiles, and salesperson B is responsible for collecting the customer requirements. The two pieces of information will need to be combined to create a purchase order. Also, the head office has a high volume of customers; so there will be frequent message exchanges between the two salespeople.

For this scenario, it makes sense for salesperson A to initiate a session where the message properties are sent out. Subsequently, the messages frames are sent from salesperson A or salesperson B, and the other salesperson can extract the message by using the message properties for that session. At the end of the conversation, either salesperson can terminate the session.

1.3.1.2 Large Message Exchange Scenario

In this scenario, a salesperson retrieves the entire customer inventory (in the form of a message) from the server at the start of the day.

Because this operation is typically performed only once each day, a session is not required, as was the case in the previous scenario. Instead, the protocol sends the message properties followed by the message frames, and the receiving end applies the properties to extract the message.

In addition, because the inventory is large, the message content is broken up into multiple chunks. The receiving end can then stream the content one chunk at a time and does not have to process the entire message at one time.

1.3.1.3 Offline Message Exchange Scenario

In this scenario, salesperson C is visiting various customers and creating their purchase orders. However, the salesperson does not have access to the server and can upload these orders to the server only after he returns to his branch office. The order application uses some mechanism (for example, Microsoft Message Queuing) to store these messages locally, and the mechanism then relays the message to the server when the salesperson is again online.

This scenario differs from the scenario in section 1.3.1.2 because the receiving end of the protocol (that is, the relay) cannot actively participate in the protocol. This is a "store and forward" scenario in which the sending end of the protocol stores the message frame in an intermediate store, and later, the message frame is forwarded to, or retrieved by, the receiving end, which then extracts the message from the message frame.

Depending on the scenario characteristics, the message properties are sent on a per-message basis or sent once in advance of a number of messages. The latter case uses the same session semantic as before except that the session establishment involves participation from only one end.

1.3.2 Communication Modes

Based on the preceding scenarios, the messages exchange between nodes can be classified along the following four criteria.

1.3.2.1 Message Property Scope

Message properties can be sent on a per message basis or sent once per session, which spans multiple messages. If many messages that have identical properties are being sent, the optimal workflow uses the per-session scope.

1.3.2.2 Protocol Receiver Mode

The receiving end can actively participate in the protocol, or it can be a passive relay entity. If the receiving end is active, it can negotiate certain capabilities, such as a protocol upgrade.

1.3.2.3 Message Traffic Flow

The logical flow of messages can be unidirectional, where only one end sends messages, or it can be bidirectional, where both ends send messages. For unidirectional messages, the receiver can acknowledge message receipt; however, the logical message flow is still in one direction.

1.3.2.4 Message Chunking

The entire message can be sent in one message frame, or it can be split across multiple chunks. Chunking is extremely useful when processing large messages.

Using these criteria, four communication modes are specified for the protocol to operate in. These modes determine the pattern of messages exchanged between the nodes, and determine when the message properties are exchanged and how the message frames are created.

Mode name	Message property scope	Protocol receiver mode	Traffic flow	Message chunking
Singleton Unsized	Single	Active	Unidirectional	Yes
Duplex	Multiple	Active	Bidirectional	No
Simplex	Multiple	Passive	Unidirectional	No
Singleton Sized	Single	Passive	Unidirectional	No

1.3.3 Protocol Upgrades

The .NET Message Framing Protocol provides the capability to upgrade the underlying protocol stream to a complementary protocol, for example, to upgrade to Secure Sockets Layer (SSL)/Transport Layer Security (TLS). If the other end supports the complementary protocol and goes through with the upgrade, the subsequent byte stream (messages included) use the upgraded protocol.

The upgrade request is sent as part of message properties. Multiple upgrade negotiations can be performed. In addition, because this is a negotiation, it requires participation from both ends, and therefore, is available only when the communication mode is Singleton Unsized, or Duplex.

1.4 Relationship to Other Protocols

This protocol is available for use over any network transport that needs to provide message send and receive semantics. Transports that fall in this category include TCP and named pipes.

1.5 Prerequisites/Preconditions

The protocol assumes that a transport session has been established. The management of the transport session (that is, how and when it is established, management of idle sessions, and closure of the transport session) is not a responsibility of the protocol. The protocol only uses the transport session to send and receive octets.

For the Singleton Sized mode, which is described in section 1.3.2, the size of the message is not contained as part of the message frame. The protocol assumes that the underlying transport has a means to compute the size and relay it to the protocol.

1.6 Applicability Statement

This protocol is applicable for implementation by a transport module that wants to provide message demarcation to higher-layer applications. Higher-layer applications can use this module to send and receive messages.

Applicable scenarios include the following:

- When the communicating nodes are connected (for example, employees in the head office) or when they are disconnected (for example, an employee working remotely).
- When the communicating nodes are exchanging large messages and message-level streaming is required to optimize the use of resources such as memory and processing.
- When the communicating nodes want to upgrade the underlying transport to a complementary protocol and exchange messages using the complementary protocol.
- When a receiving node wants to bypass embedded messages that are not well formed and process subsequent messages that are well-formed.

The protocol is not applicable for scenarios in which applications do not need message-level access or the native message format of the underlying transport is sufficient.

1.7 Versioning and Capability Negotiation

This document covers versioning issues in the following areas:

- **Protocol versions:** This document describes version 1.0 of the .NET Message Framing Protocol. The version information is part of the protocol exchange, as described in section 2.2.3.1.
- **Capability negotiation:** The .NET Message Framing Protocol does not support negotiation of the version, mode, upgrades, and message encoding. Instead, an implementation is configured with these, as described in section 3.1.3.

1.8 Vendor-Extensible Fields

This protocol allows extensibility for the following fields:

- **Extensible encoding:** An implementation can opt for an extensible encoding. Vendors need to specify the encoding as specified in [RFC2045] and covered in detail in section 2.2.3.4.2.
- **Upgrades:** Vendors can define new protocol upgrades in addition to the ones specified in section 2.2.3.5.
- **Faults:** An implementation can define new faults in addition to the ones specified in section 2.2.5. The fault is a URI, as defined in [RFC2396] encoding using UTF-8 encoding as specified in [RFC2279]. Vendors define a URI namespace for their faults and that namespace is different from the <http://schemas.microsoft.com/ws/2006/05/framing/faults/> namespace used by the faults in this protocol.

1.9 Standards Assignments

None.

2 Messages

This protocol references commonly used data types as defined in [MS-DTYP].

2.1 Transport

This protocol is available for use over any network transport that needs to provide message send and receive semantics. Transports that fall in this category include TCP and named pipes.

2.2 Message Syntax

2.2.1 Record Types

This protocol involves the exchange of a number of records. Records can be categorized as either Property Records or Envelope Records based on their contents. The Property Records contain message properties. The Envelope Records contain the message payload.

These records and their structure are covered in detail in subsequent sections. Each record is prefixed with a record type, which is an octet, and **MUST** be set to one of the following specified values. Values of 0x0D-0xFF for this octet are reserved for future use.

Value	Record type
0x00	Version Record
0x01	Mode Record
0x02	Via Record
0x03	Known Encoding Record
0x04	Extensible Encoding Record
0x05	Unsize Envelope Record
0x06	Sized Envelope Record
0x07	End Record
0x08	Fault Record
0x09	Upgrade Request Record
0x0A	Upgrade Response Record
0x0B	Preamble Ack Record
0x0C	Preamble End Record

2.2.2 Record Size Encoding

For the variable-sized records that are used by this protocol, the record needs to contain the size, in octets, of the content. An implementation **SHOULD** support record sizes as large as 0xffffffff octets (encoded size requires five octets).<2>

As represented in the following figure, the encoding algorithm takes the size of the record payload as input in little-endian format and generates a stream of octets. The octets MUST be sent in the order in which they are generated.

```

While (Size is not zero)
{
    Take the last 7 bits from Size
    If (Size, after extraction of 7 bits, is not zero)
    {
        Next octet in encoded size = 1 followed by the extracted 7 bits
    }
    Else
    {
        Next octet in encoded size = 0 followed by the extracted 7 bits
    }
}

```

Figure 2: The encoding algorithm

The following table lists the encoded sizes for the range of values of Size, which is computed as previously explained. The network ordering of octets is top-down. For example, if the size is in the range 0x80-0x3FFF, the network ordering of encoded size octets is (Size & 0x7F) | 0x80 followed by Size >> 0x07.

Integer value (size)	Encoding
0x00-0x7F	Size
0x80-0x3FFF	(Size & 0x7F) 0x80 Size >> 0x07
0x4000-0x1FFFFF	(Size & 0x7F) 0x80 ((Size >> 0x07) & 0x7F) 0x80 Size >> 0x0E
0x200000-0x0FFFFFFF	(Size & 0x7F) 0x80 ((Size >> 0x07) & 0x7F) 0x80 ((Size >> 0x0E) & 0x7F) 0x80 Size >> 0x15
0x10000000-0x0FFFFFFF	(Size & 0x7F) 0x80 ((Size >> 0x07) & 0x7F) 0x80 ((Size >> 0x0E) & 0x7F) 0x80 ((Size >> 0x15) & 0x7F) 0x80 Size >> 0x1C

In the preceding table, "&" refers to a bitwise "and" operation, "|" refers to a bitwise "or" operation, and ">>" refers to a right-shift operation.

2.2.3 Property Records

The Property Records contain metadata about the protocol stream. When Property Records are received, they set a protocol stream property and affect the interpretation of the subsequent records within the protocol stream.

2.2.3.1 Version Record

The Version Record is a Property Record used to indicate which version of the .NET Message Framing Protocol is being used. The Version Record enables later versions of this specification to define additional record types and associated semantics.

The data portion of a Version Record is a pair of octets that indicate the major and minor version numbers. New sets of values for existing record types (for example, additional values of the Known Encoding Type Record) MUST be indicated by using a different minor version value. All other types of changes MUST be indicated with a different major version value.

The major and minor values of the Version Record denote the version of the framing format, not that of the payload envelope.

0	1	2	3	4	5	6	7	8	9	0	1	2	3	4	5	6	7	8	9	0	1	2	3	4	5	6	7	8	9	0	1
RecordType								MajorVersion								MinorVersion															

RecordType (1 byte): This octet MUST be set to 0x00 to indicate that this record is a Version Record.

MajorVersion (1 byte): Specifies the major version of the .NET Message Framing Protocol. An implementation that conforms to this specification MUST set this field to 0x01. A value of 0x00 is not valid for this octet, and values of 0x02–0xff are reserved for future use.

MinorVersion (1 byte): Specifies the minor version of the .NET Message Framing Protocol. An implementation conforming to this specification MUST set this field to 0x00. The values 0x01 – 0xff for this octet are reserved for future use. <3>

2.2.3.2 Mode Record

The Mode Record is a Property Record that defines the communication mode for the session. The data portion of a Mode Record is a single octet.

0	1	2	3	4	5	6	7	8	9	0	1	2	3	4	5	6	7	8	9	0	1	2	3	4	5	6	7	8	9	0	1
RecordType								Mode																							

RecordType (1 byte): This octet MUST be set to 0x01 to indicate that this is a Mode Record.

Mode (1 byte): The mode value MUST be set to one of the following values. A value of 0x00 is not valid for this octet, and values of 0x05–0xff are reserved for future use.

Short Name	Meaning
Singleton- Unsize 0x01	The Initiating Stream for a single one-way message or for a pair of messages in a request-reply manner between two nodes.
Duplex 0x02	The Initiating Stream for multiple bidirectional messages between two nodes.
Simplex 0x03	The Initiating Stream for multiple one-way messages from a single source.

Short Name	Meaning
Singleton-Sized 0x04	The Initiating Stream for a single one-way message from a single source.

2.2.3.3 Via Record

The Via Record is a Property Record that defines the URI for which subsequent messages are bound. The data portion of a Via Record is of variable length.

0	1	2	3	4	5	6	7	8	9	10	11	12	13	14	15	16	17	18	19	20	21	22	23	24	25	26	27	28	29	30	31
RecordType										ViaLength (variable)																					
...																															
Via (variable)																															
...																															

RecordType (1 byte): This octet MUST be set to 0x02 to indicate that this is a Via Record.

ViaLength (variable): The value MUST be set to the size, in octets, of the Via, and encoded based on the scheme defined in section 2.2.2. The length MUST NOT be set to 0.

Via (variable): A URI (as defined in [RFC2396] except that the "escaped" construct is never used). The URI MUST be encoded by using UTF-8, as specified in [RFC2279].

2.2.3.4 Envelope Encoding Record

Envelope Encoding Records are the Property Records that define the encoding format that is used to encode the message envelope in subsequent Envelope Records. Such records come in two forms: Known Encoding Records and Extensible Encoding Records.

In messages, this record shows as variable-sized so that it can be either of the two forms. If the record uses Known Encoding, it is fixed-sized; otherwise, the record is variable-sized.

2.2.3.4.1 Known Encoding Record

The Known Encoding Record indicates a previously known encoding for the subsequent Envelope Records. The data portion of this record is a single octet.

0	1	2	3	4	5	6	7	8	9	10	11	12	13	14	15	16	17	18	19	20	21	22	23	24	25	26	27	28	29	30	31
RecordType										Encoding																					

RecordType (1 byte): This octet MUST be set to 0x03 to indicate that this is a Known Encoding Record.

Encoding (1 byte): This octet MUST be set to one of the following values. Values of 0x09–0xFF are reserved for future use. <4>

SOAP Version 1.1 Value	Meaning
0x00	UTF-8, as specified in [RFC2279].
0x01	UTF-16, as specified in [RFC2781].
0x02	Unicode little-endian.

SOAP Version 1.2 Value	Meaning
0x03	UTF-8.
0x04	UTF-16.
0x05	Unicode little-endian.
0x06	MTOM, as specified in [SOAP-MTOM].
0x07	Binary, as specified in [MC-NBFS].
0x08	Binary with in-band dictionary, as specified in [MC-NBFSE].

2.2.3.4.2 Extensible Encoding Record

The Extensible Encoding Record indicates an ad hoc encoding for subsequent Envelope Records. The record data in this case is a Multipurpose Internet Mail Extensions (MIME) content type, as specified in [RFC2045], which is encoded by using UTF-8 encoding.<5>

0	1	2	3	4	5	6	7	8	9	10	11	12	13	14	15	16	17	18	19	20	21	22	23	24	25	26	27	28	29	30	31					
Record Type										Encoding Length (variable)																										
...																																				
Type (variable)																																				
...																																				
Delimiter										Subtype (variable)																										
...																																				
Parameters (variable)																																				
...																																				

Record Type (1 byte): This octet MUST be set to 0x04 to indicate that this record is an Extensible Encoding Record.

Encoding Length (variable): The value MUST be set to the size, in octets, of the payload, and encoded based on the scheme that is specified in section 2.2.2. The length MUST NOT be set to 0.

Type (variable): This MUST be set to a type that is specified in [RFC2045] section 5.1.

Delimiter (1 byte): This MUST be set to the octet 0x2F (UTF-8 encoding for "/").

Subtype (variable): This MUST be set to a subtype that is specified in [RFC2045] section 5.1.

Parameters (variable): There can be one or more parameters in which the parameter structure is defined as follows.

0	1	2	3	4	5	6	7	8	9	0	1	2	3	4	5	6	7	8	9	0	1	2	3	4	5	6	7	8	9	0	1		
Parameter Delimiter										Parameter (variable)																							
...																																	

Parameter Delimiter (1 byte): This MUST be set to the octet 0x3B (UTF-8 encoding for ";").

Parameter (variable): This MUST be set to a parameter as specified in [RFC2045] section 5.1.

2.2.3.5 Upgrade Request Record

The Upgrade Request Record is a Property Record that requests a protocol upgrade.

0	1	2	3	4	5	6	7	8	9	0	1	2	3	4	5	6	7	8	9	0	1	2	3	4	5	6	7	8	9	0	1		
RecordType										UpgradeProtocolLength (variable)																							
...																																	
UpgradeProtocol (variable)																																	
...																																	

RecordType (1 byte): This octet MUST be set to 0x09 to indicate that this is an Upgrade Request Record.

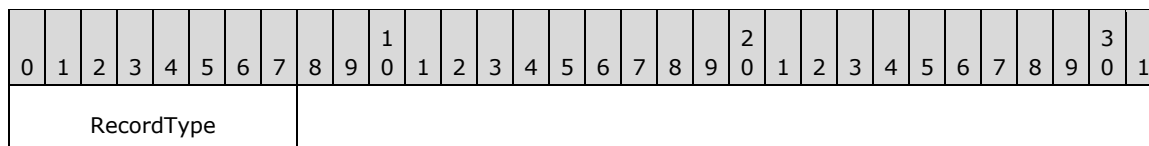
UpgradeProtocolLength (variable): This value MUST be set to the size, in octets, of the upgrade protocol name, encoded based on the scheme described in section 2.2.2. The length field MUST NOT be set to 0.

UpgradeProtocol (variable): The name of the protocol to upgrade to, encoded by using UTF-8. The following table identifies some known upgrade protocol names. An implementation SHOULD implement these upgrades and MAY define additional upgrade protocol definitions. <6>

Protocol	Meaning
SSL/TLS "application/ssl-tls"	As defined in [RFC4346RFC5246].
Negotiate "application/negotiate"	As defined in [RFC4178].

2.2.3.6 Upgrade Response Record

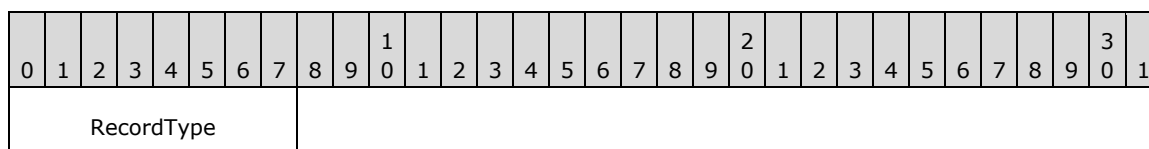
The Upgrade Response Record is a Property Record that is sent in response to an Upgrade Request Record to indicate a willingness to upgrade the protocol stream. This record has no data.



RecordType (1 byte): This octet MUST be set to 0x0A to indicate that this is an Upgrade Response Record.

2.2.3.7 Preamble End Record

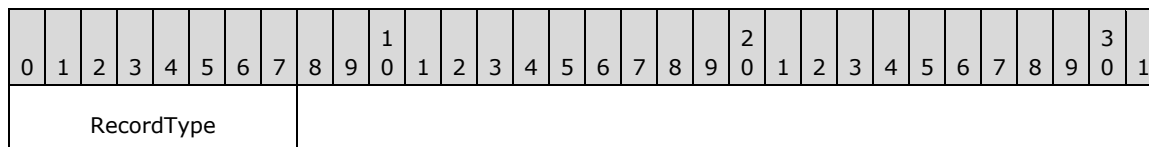
The Preamble End Record is a Property Record that is sent to indicate the end of message properties. Envelope Records follow this record. This record has no data.



RecordType (1 byte): This octet MUST be set to 0x0C to indicate that this is a Preamble End Record.

2.2.3.8 Preamble Ack Record

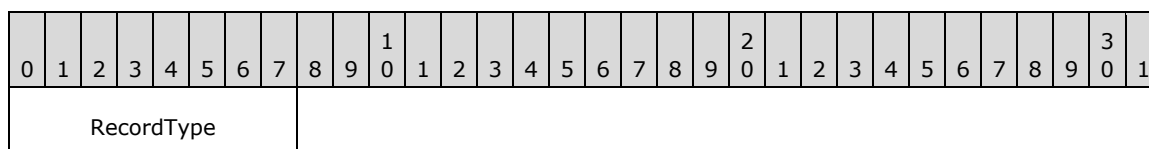
The Preamble Ack Record is a Property Record that is sent to indicate receipt of a Preamble End Record and to indicate that all message properties and stream upgrades have been successfully applied. The receiving end is now ready to receive the Envelope Records. This record has no data.



RecordType (1 byte): This octet MUST be set to 0x0B to indicate that this is a Preamble Ack Record.

2.2.3.9 End Record

The End Record is a Property Record that indicates that communication over a connection has ended. This record has no data.



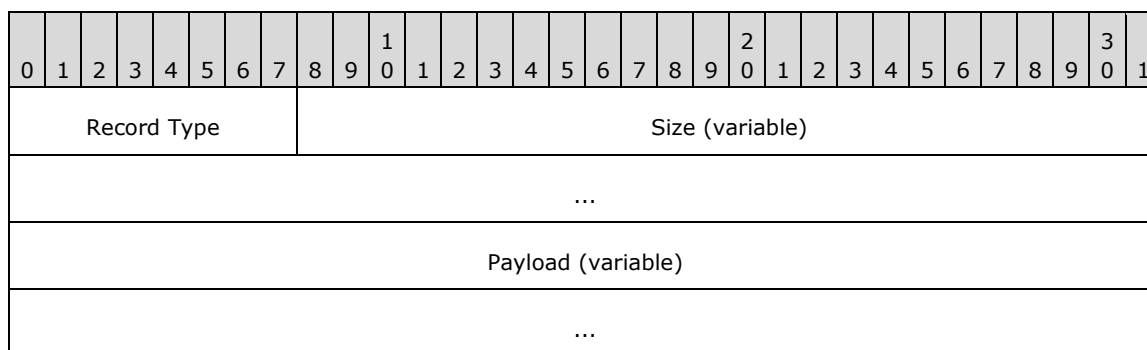
RecordType (1 byte): This octet MUST be set to 0x07 to indicate that this is an End Record.

2.2.4 Envelope Records

An Envelope Record contains a message payload. There are two possible record types, depending on the message transfer mode.

2.2.4.1 Sized Envelope Record

A Sized Envelope Record contains a message of the specified size.



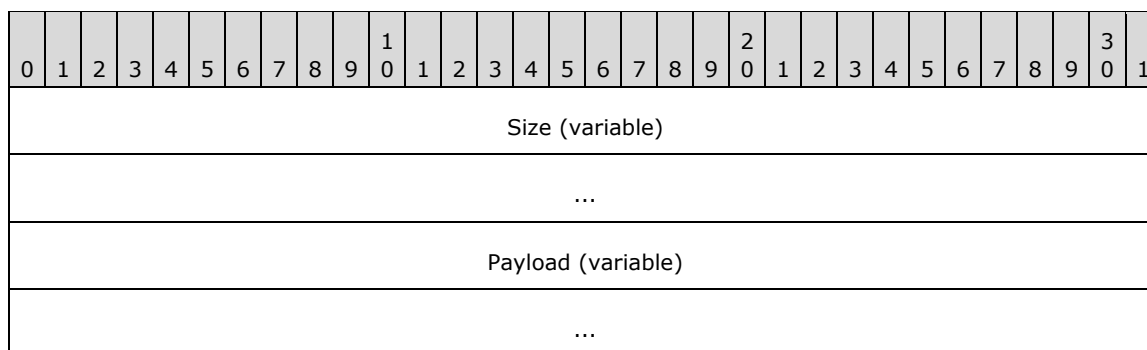
Record Type (1 byte): This octet MUST be set to 0x06 to indicate that this is a Sized Envelope Record.

Size (variable): The value MUST be set to the size, in octets, of the payload and encoded based on the scheme described in section 2.2.2. The size MUST NOT be set to 0.

Payload (variable): The content of the message encoded using the encoding indicated by an Envelope Encoding Record.

2.2.4.2 Data Chunk

A Data Chunk packet is used to transmit a portion of a message payload.

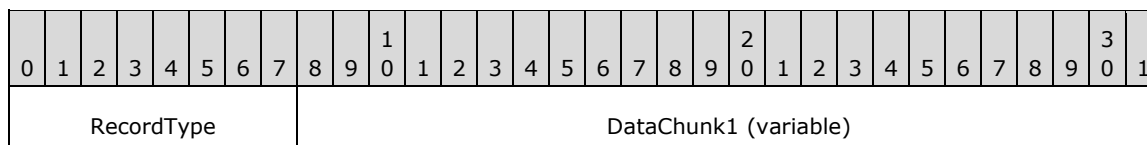


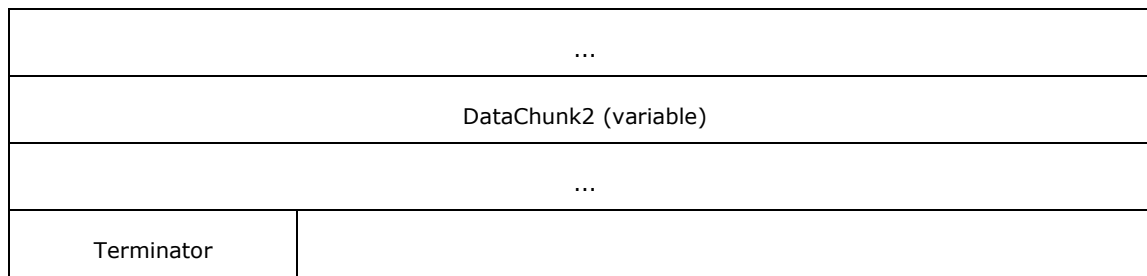
Size (variable): The value MUST be set to the size, in octets, of the encoded payload, based on the scheme described in section 2.2.2. The size MUST NOT be set to 0.

Payload (variable): The content of the chunk.

2.2.4.3 Unsize Envelope Record

An Unsize Envelope Record contains a message that is encoded using the encoding indicated by an Envelope Encoding Record that is broken into one or more data chunks. The end of this record is indicated by a single 0x00 octet in place of the start of the next data chunk.





RecordType (1 byte): This octet MUST be set to 0x05 to indicate that this is an Unsize Envelope Record.

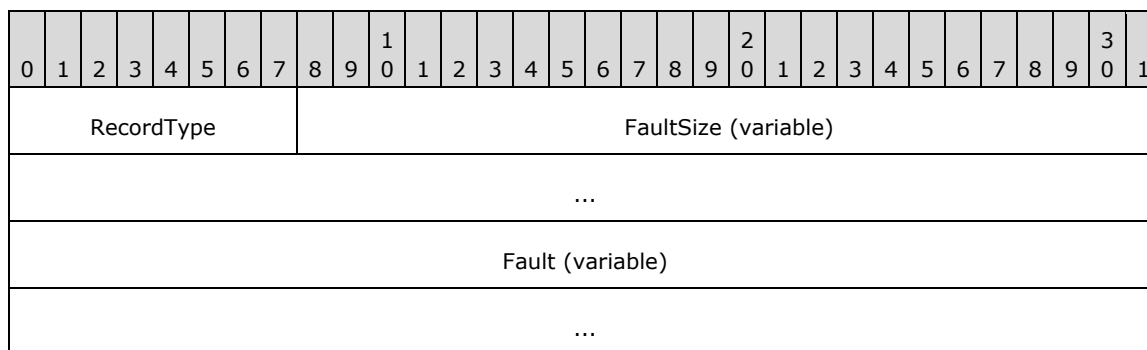
DataChunk1 (variable): The first chunk of message data. This chunk MUST be present.

DataChunk2 (variable): Successive chunks of message data. Additional chunks MAY be present if the message is split across multiple chunks.

Terminator (1 byte): This field marks the end of chunks and MUST be set to 0x00.

2.2.5 Fault Records

A Fault Record notifies the sender of an error encountered while processing a message frame. Generation of a Fault Record is informational only.



RecordType (1 byte): This octet MUST be set to 0x08 to indicate that this is a Fault record.

FaultSize (variable): The value MUST be set to the size, in octets, of the fault, and encoded based on the scheme that is described in section 2.2.2. The size MUST NOT be set to 0.

Fault (variable): A URI (as defined by [RFC2396] except that the "escaped" construct is never used). The URI is encoded by using UTF-8. The following table defines a collection of faults. An implementation MAY support these fault values and MAY also define new ones. <7>

For convenience, in this description the URI is broken into a namespace and fault name. The namespace for faults in the following table is <http://schemas.microsoft.com/ws/2006/05/framing/faults/>. Any additional faults that are defined MUST NOT use this namespace.

An example of a fault, as returned in a Fault Record, is the following:
<http://schemas.microsoft.com/ws/2006/05/framing/faults/UnsupportedMode>

Fault name values	Meaning
"ConnectionDispatchFailed"	The endpoint that is referenced by the Via Record exists; however, the attempt to dispatch the message to the endpoint failed.

Fault name values	Meaning
"ContentTypeInvalid"	The Envelope Encoding Record that was sent is not supported by the endpoint.
"ContentTypeTooLong"	The receiver is enforcing a maximum content-type size, and the Envelope Encoding Record exceeded that quota.
"EndpointAccessDenied"	The endpoint that is referenced by the Via Record cannot be accessed.
"EndpointNotFound"	The endpoint that is referenced by the Via Record cannot be found.
"EndpointPaused"	The endpoint that is referenced by the Via Record exists; however, the endpoint is currently paused.
"EndpointUnavailable"	The endpoint that is referenced by the Via Record exists; however, the endpoint is currently unavailable.
"InvalidRecordSequence"	The record sequence does not conform to the grammar that is outlined in section 3.1.1.2.
"MaxMessageSizeExceededFault"	The receiver is enforcing a maximum message size, and the incoming message has exceeded that quota.
"ServerTooBusy"	The endpoint does not have sufficient resources to process the connection.
"ServiceActivationFailed"	The endpoint is in a process that cannot be activated.
"UnsupportedMode"	The Mode Record value is not supported by the destination.
"UnsupportedVersion"	The Version Record value is not supported by the destination.
"UpgradeInvalid"	The requested upgrade is not supported by the remote endpoint.
"ViaTooLong"	The receiver is enforcing a maximum Via size, and the Via Record exceeded that quota.

2.2.6 Preamble Message

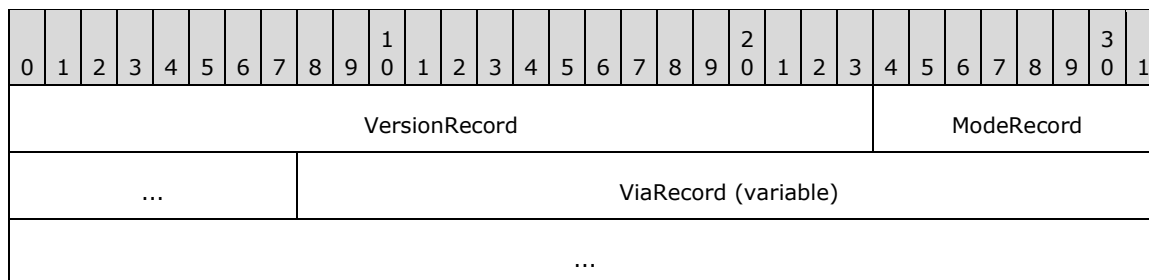
To aid description, a Preamble Message is defined for an initial record sequence. The Preamble Message can apply to multiple messages, depending on the mode specified.

The **VersionRecord** MUST be formatted as specified in section 2.2.3.1.

The **ModeRecord** MUST be formatted as specified in section 2.2.3.2.

The **ViaRecord** MUST be formatted as specified in section 2.2.3.3.

The **EnvelopeEncodingRecord** MUST be formatted as specified in section 2.2.3.4.



EnvelopeEncodingRecord (variable)
...

3 Protocol Details

A node that is a participant in this protocol can behave in one of two roles:

- Initiator
- Receiver

An initiator initiates the protocol by sending a preamble message to the receiver. The initiator and receiver nodes then send and receive messages using the protocol stream that connects the two endpoints.

3.1 Common Details

3.1.1 Abstract Data Model

This section describes a conceptual model of possible data organization that an implementation maintains to participate in this protocol. The described organization is provided to facilitate the explanation of how the participants behave. This document does not mandate that implementations adhere to this model as long as their external behavior is consistent with what is described in this document.

The participant maintains the following state for each session:

- Protocol Configuration Object (PCO) - Determines the specific transport, protocol version, mode, Via, and message-encoding scheme to be used for this session.
- Send Allowed - A Boolean value that can be set to TRUE or FALSE to indicate whether messages can be sent on this session.
- Receive Allowed - A Boolean value that can be set to TRUE or FALSE to indicate whether messages can be received on this session.

3.1.1.1 Initiator-Receiver Interactions

This section describes some typical interactions between an initiator and receiver.

3.1.1.1.1 Singleton Unsized Mode

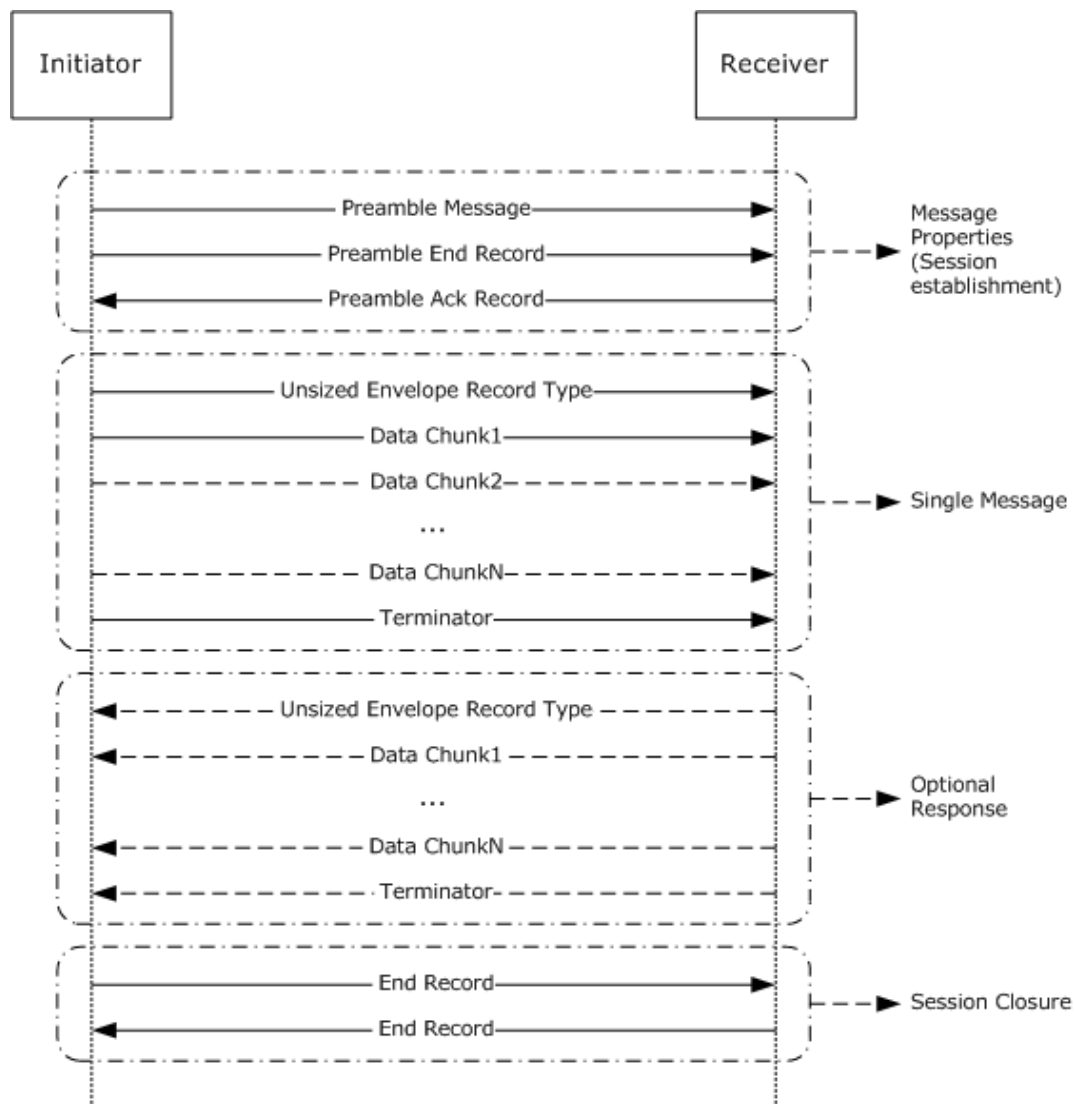


Figure 3: Singleton Unsize mode

3.1.1.1.2 Duplex Mode

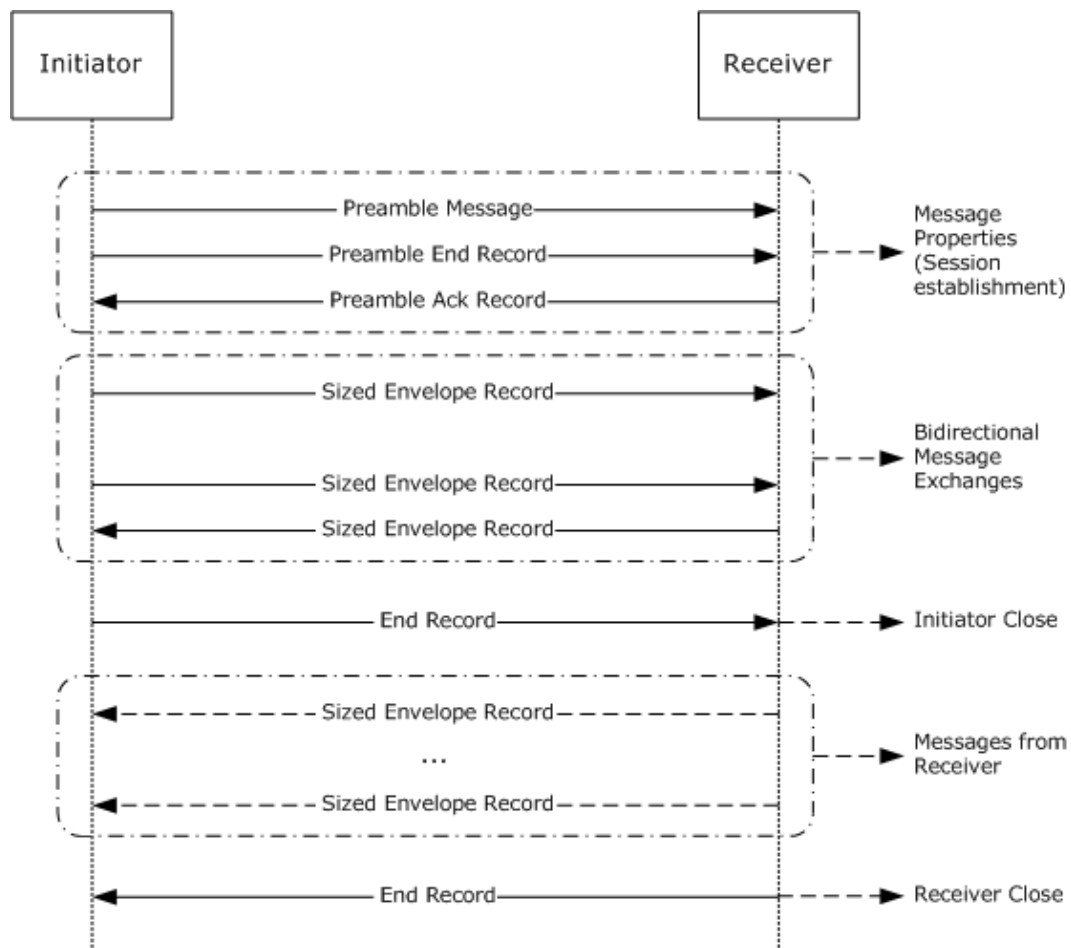


Figure 4: Duplex mode

In the case illustrated, the initiator sends the End Record first. The protocol allows either participant to send the End Record first. After a participant sends the End Record, the participant **MUST** continue to receive messages until the session is closed.

3.1.1.1.3 Simplex Mode

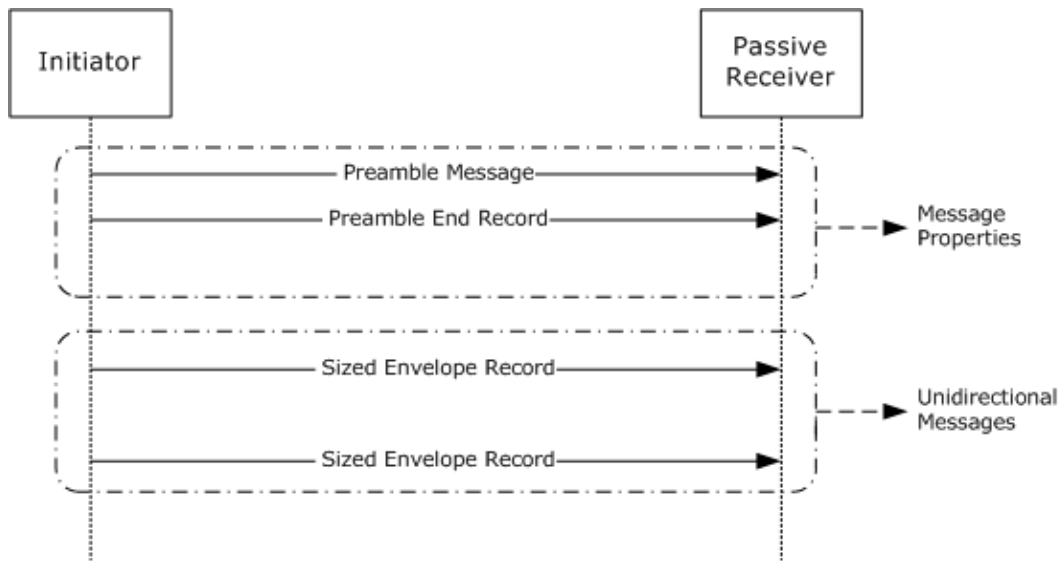


Figure 5: Simplex mode

3.1.1.1.4 Singleton Sized Mode

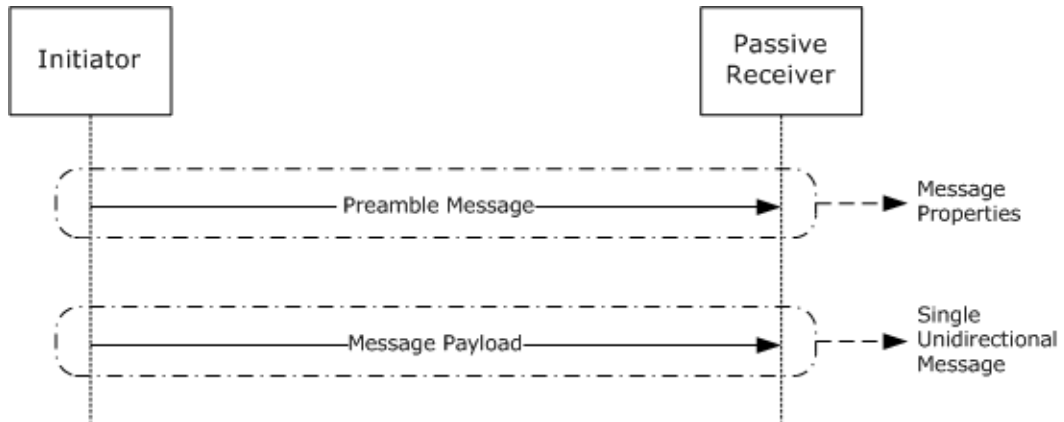


Figure 6: Singleton Sized mode

3.1.1.1.5 Upgrades

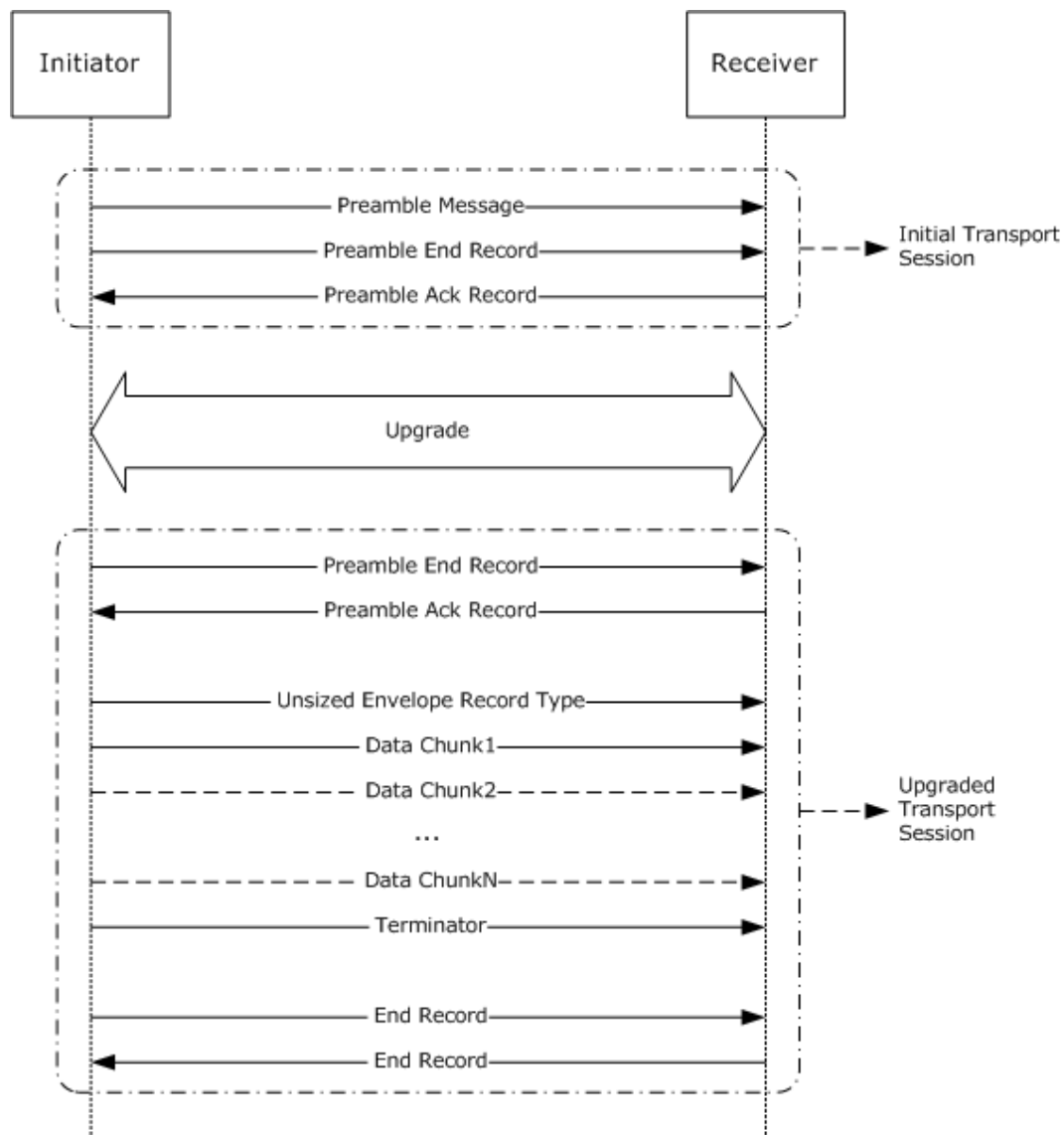


Figure 7: Upgrades

This figure illustrates a stream upgrade that uses the Singleton Unsized mode. The figure would look very similar if the stream upgrade used the Duplex mode.

After the protocol upgrade, subsequent protocol exchanges occur over the upgraded transport stream until a fault occurs or an End Record is received. Although the protocol allows for multiple upgrades, the preceding exchange illustrates a single upgrade only.

3.1.1.1.6 Faults

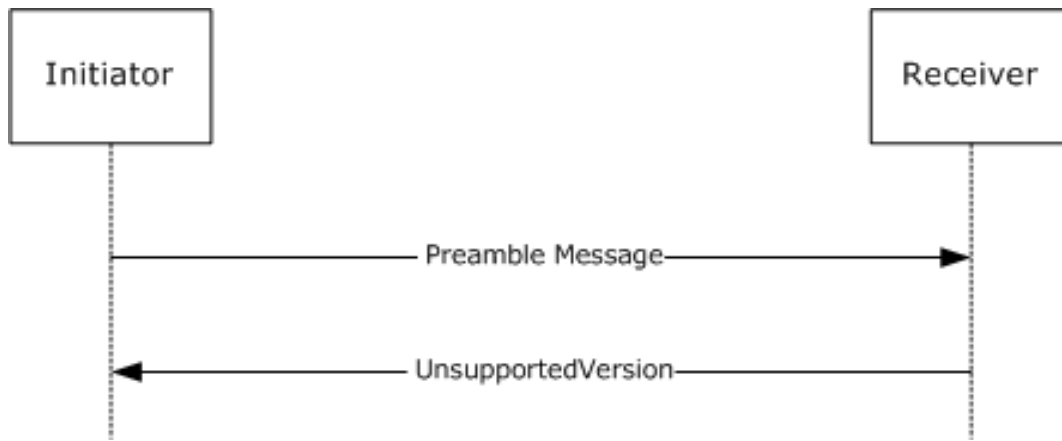


Figure 8: Unsupported version

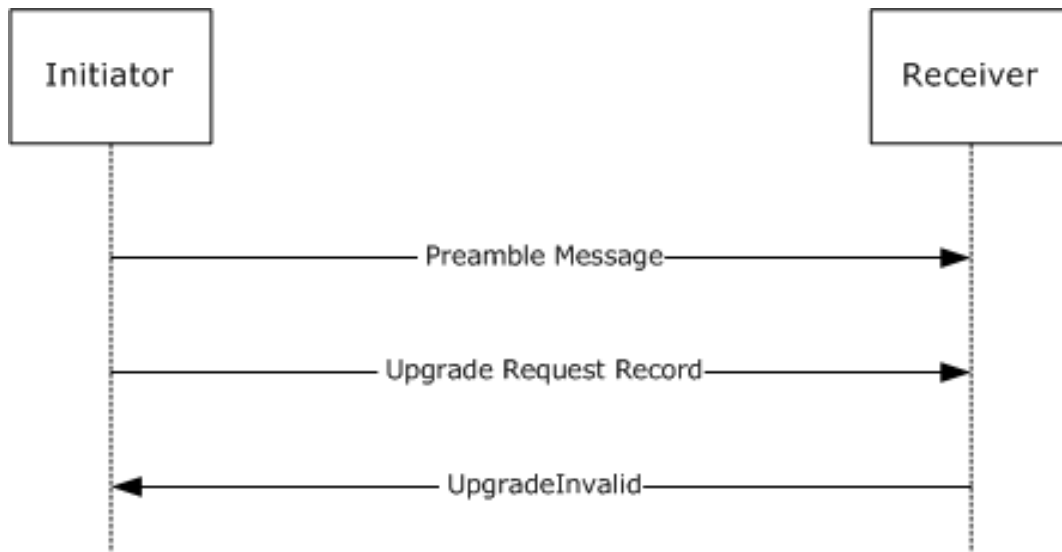


Figure 9: Upgrade invalid

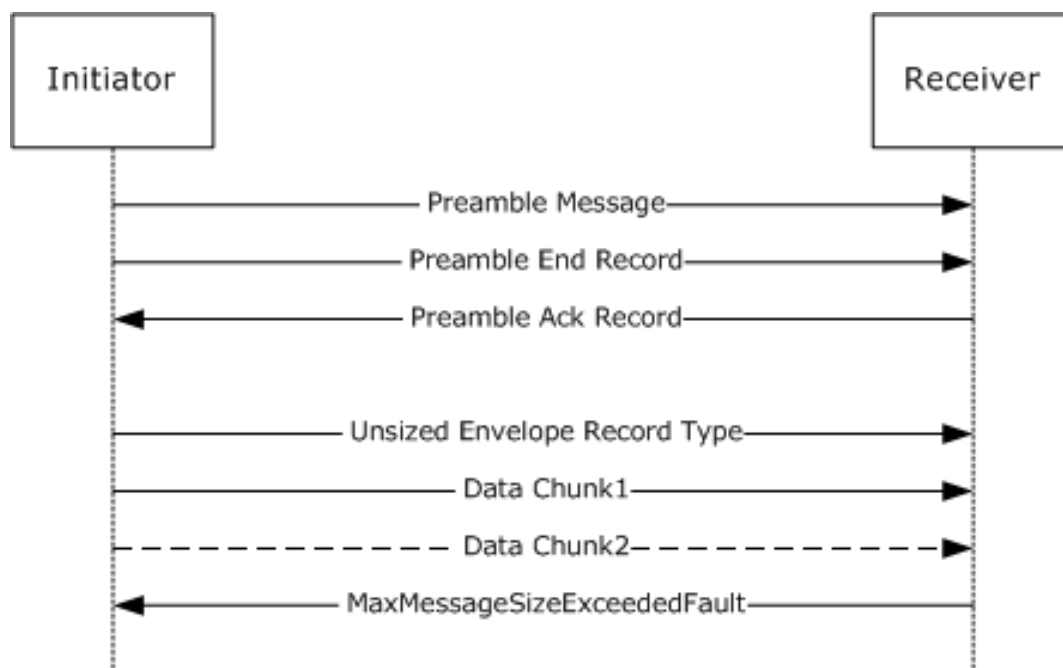


Figure 10: Maximum message size exceeded

The preceding exchanges capture some of the scenarios where a Fault Record can be generated.

3.1.1.2 Protocol Grammar

This section uses the Augmented Backus-Naur Form (ABNF) notation that is specified in [RFC2234] to define the protocol stream grammar. ProtocolStream-a represents the stream of octets flowing from the initiator to the receiver, and ProtocolStream-b represents the stream of octets flowing from the receiver to the initiator.

```

ProtocolStream-a =
    1*(SingletonUnsizeStream-a / DuplexStream-a /
        SimplexStream-a / SingletonSizedStream-a)

ProtocolStream-b =
    1*(SingletonUnsizeStream-b / DuplexStream-b)

SingletonUnsizeStream-a =
    VersionRecord ModeRecordType SingletonUnsizeMode
    ViaRecord EncodingRecord
    *UpgradeRequest PreambleEndRecord
    UnsizeEnvelopeRecord
    EndRecord

DuplexStream-a =
    VersionRecord ModeRecordType DuplexMode
    ViaRecord EncodingRecord
    *UpgradeRequest PreambleEndRecord
    *SizedEnvelopeRecord
    EndRecord

SimplexStream-a =
    VersionRecord ModeRecordType SimplexMode
    ViaRecord EncodingRecord PreambleEndRecord
    *SizedEnvelopeRecord
    EndRecord
  
```

```

SingletonSizedStream-a =
    VersionRecord ModeRecordType SingletonSizedMode
    ViaRecord EncodingRecord
    Octets

SingletonUnsizedStream-b =
    (*UpgradeResponse FaultRecord) /
    (*UpgradeResponse PreambleAckRecord *1 (UnsizedEnvelopeRecord)
    (FaultRecord / EndRecord))

DuplexStream-b =
    (*UpgradeResponse FaultRecord) /
    (*UpgradeResponse PreambleAckRecord *SizedEnvelopeRecord
    (FaultRecord / EndRecord))

EncodingRecord = KnownEncodingRecord / ExtensibleEncodingRecord
UpgradeRequest = UpgradeRequestRecord Octets
UpgradeResponse = UpgradeResponseRecord Octets

VersionRecord = VersionRecordType MajorVersionNumber MinorVersionNumber
VersionRecordType = %x00
MajorVersionNumber = %x01
MinorVersionNumber = %x00

ModeRecordType = %x01
SingletonUnsizedMode = %x01
DuplexMode = %x02
SimplexMode = %x03
SingletonSizedMode = %x04

ViaRecord = ViaRecordType EncodedSize Utf8Octets
ViaRecordType = %x02

KnownEncodingRecord = KnownEncodingRecordType KnownEncodingType
KnownEncodingType = TextEncoding / BinaryEncoding / MtomEncoding
BinaryEncoding =
    BinarySessionlessEncoding /
    BinarySessionEncoding
TextEncoding =
    Soap11TextEncoding /
    Soap12TextEncoding
Soap11TextEncoding =
    Soap11Utf8Encoding /
    Soap11Utf16Encoding /
    Soap11UnicodeFFFEEncoding
Soap12TextEncoding =
    Soap12Utf8Encoding /
    Soap12Utf16Encoding /
    Soap12UnicodeFFFEEncoding
KnownEncodingRecordType = %x03
Soap11Utf8Encoding = %x00
Soap11Utf16Encoding = %x01
Soap11UnicodeFFFEEncoding = %x02
Soap12Utf8Encoding = %x03
Soap12Utf16Encoding = %x04
Soap12UnicodeFFFEEncoding = %x05
MtomEncoding = %x06
BinarySessionlessEncoding = %x07
BinarySessionEncoding = %x08

ExtensibleEncodingRecord =
    ExtensibleEncodingRecordType EncodedSize Utf8Octets
ExtensibleEncodingRecordType = %x04

UnsizedEnvelopeRecords =
    UnsizedEnvelopeRecordType 1*(EncodedSize Octets) Terminator
UnsizedEnvelopeRecordType = %x05
Terminator = %x00

SizedEnvelopeRecord = SizedEnvelopeRecordType EncodedSize Octets

```



```

SizedEnvelopeRecordType = %x06

EndRecord = EndRecordType
EndRecordType = %x07

FaultRecord = FaultRecordType EncodedSize Utf8Octets
FaultRecordType = %x08

UpgradeRequestRecord = UpgradeRequestRecordType EncodedSize Utf8Octets
UpgradeRequestRecordType = %x09

UpgradeResponseRecord = UpgradeResponseRecordType
UpgradeResponseRecordType = %x0A

PreambleAckRecord = PreambleAckRecordType
PreambleAckRecordType = %x0B

PreambleEndRecord = PreambleEndRecordType
PreambleEndRecordType = %x0C

Utf8Octets = 1*(Utf8Octet)
Utf8Octet =
    %x00-7F /
    %xC2-DF %x80-BF /
    %xE0-EF %x80-BF %x80-BF /
    %xF0-F4 %x80-BF %x80-BF %x80-BF

Octets = 1*(%x00-FF)

EncodedSize =
    %x01-7F /
    %x80-FF %x01-7F /
    %x80-FF %x80-FF %x01-7F /
    %x80-FF %x80-FF %x80-FF %x01-7F /
    %x80-FF %x80-FF %x80-FF %x80-FF %x01-07

```

3.1.2 Timers

None.

3.1.3 Initialization

The **PCO** is made available to the participant as part of a higher-layer triggered event.

When the participant is initialized:

- The **Send Allowed** field MUST be set to FALSE.
- The **Receive Allowed** field MUST be set to FALSE.

3.1.4 Higher-Layer Triggered Events

This section covers reading record types from the underlying transport. The higher-layer triggered events and related processing are role specific.

The following stipulations apply throughout the remaining sections.

Wherever it is mentioned that a session MUST be closed, it refers to the following actions being taken by the participant:

- Any session-related state MUST be discarded.
- The participant MUST notify the higher layer of the error.

Wherever it is mentioned that a Fault Record MAY (or SHOULD) be sent, it refers to the following action being taken by the participant:

- If the mode is Singleton Unsized, or Duplex mode, a Fault Record MAY (or SHOULD) be sent, as described in section 2.2.5.

3.1.4.1 Reading Variable-Sized Records

When a variable-sized record is received, the participant MUST use the following algorithm to decode the size and read the payload. This section assumes that the record type has already been read.

The algorithm takes as input the MaxSize, that is, the maximum supported size for this record. If the encoded size is 0, a Fault Record MAY<8> be sent to indicate that the size is 0 and the session MUST be closed. The decoded size is returned in little-endian format.

```
Size = 0
Read the first octet
If (first octet is 0)
{
    Fault
}
While Most Significant Bit in octet is 1
{
    Append the last 7 bits of the octet to Size
    If the Size exceeds MaxSize
    {
        Fault
    }
    Read the next octet
}
Read n octets where n = Size
```

Figure 11: Algorithm to decode the size and read the payload

3.1.4.2 Handling Receipt of an Unexpected Record Type

If the participant receives an unexpected record type, it MUST be handled as follows:

- If the record type is not Fault Record, a Fault Record MAY be sent to indicate that an unexpected record type has been received.
- The session MUST be closed.

3.1.4.3 Version Record

- If the record type the participant read from the protocol stream is not Version Record, it MUST be handled as described in section 3.1.4.2.
- The participant MUST read the next two octets, which contain the major and minor versions of the protocol being used.
- If the participant does not recognize the version, a Fault Record MAY<9> be sent to indicate that an incorrect version was specified, and the session MUST be closed.

3.1.4.4 Mode Record

- If the record type the participant read from the protocol stream is not Mode Record, it MUST be handled as described in section 3.1.4.2.
- The participant MUST read the next octet, which contains the mode.
- If the mode is incorrect for the session, a Fault Record MAY<10> be sent to indicate that an incorrect mode has been specified, and the session MUST be closed.

3.1.4.5 Via Record

- If the record type the participant read from the protocol stream is not a Via Record, it MUST be handled as described in section 3.1.4.2.
- The participant MUST obtain the Via, as detailed in section 3.1.4.1. The participant SHOULD use a MaxViaSize.<11> If the Via is too long, a Fault Record MAY<12> be sent, and the session MUST be closed.
- If the participant cannot locate an endpoint that matches the Via, a Fault Record MAY<13> be sent, and the session MUST be closed.

3.1.4.6 Encoding Record

- If the record type the participant read from the protocol stream is not Known Encoding Record or Extensible Encoding Record, it MUST be handled as described in section 3.1.4.2.
- If the record type is Known Encoding Record, the participant MUST read the next octet, which contains the message encoding scheme.
- If the record type is Extensible Encoding Record, the participant MUST obtain the encoding scheme, as detailed in section 3.1.4.1. The participant SHOULD use a MaxContentTypeSize.<14> If the content type is too long, a Fault Record MAY<15> be sent, and the session MUST be closed.
- If the encoding is not supported, a Fault Record MAY<16> be sent, and the session MUST be closed.

3.1.4.7 Upgrade Request Record

- If the record type the participant read from the protocol stream is not Upgrade Request Record, it MUST be handled as described in section 3.1.4.2.
- The participant MUST read the Upgrade Protocol, as detailed in section 3.1.4.1. The participant SHOULD use a MaxUpgradeProtocolSize.<17> If the upgrade name is too long, a Fault Record MAY<18> be sent, and the session MUST be closed.
- If the upgrade is not supported, a Fault Record MAY<19> be sent, and the session MUST be closed.
- If the upgrade is supported, the participant MUST send an Upgrade Response Record, as described in section 2.2.3.6. The participant MUST invoke the upgrade handler identified by the upgrade protocol name in the Upgrade Request Record.

3.1.4.8 Upgrade Response Record

- If the record type the participant read from the protocol stream is not Upgrade Response Record, it MUST be handled as described in section 3.1.4.2.

- If the upgrade is supported, the participant MUST invoke the appropriate upgrade handler. How the upgrade handler achieves the upgrade is outside the scope of this document.

3.1.4.9 Preamble End Record

- If the record type the participant read from the protocol stream is not Preamble End Record, it MUST be handled as described in section 3.1.4.2.
- In the case of Singleton Unsize and Duplex modes, the participant MUST send a Preamble Ack Record as described in section 2.2.3.8.

3.1.4.10 Preamble Ack Record

If the record type the participant read from the protocol stream is not Preamble Ack Record, it MUST be handled as described in section 3.1.4.2.

3.1.4.11 Sized Envelope Record

- If the record type the participant read from the protocol stream is not Sized Envelope Record, it MUST be handled as follows:
 - If the record type is End Record, the participant MUST notify the higher layer of the receipt of End Record and set Receive Allowed to FALSE.
 - If the record type is a Fault Record, the session MUST be closed.
 - Otherwise, it MUST be handled as described in section 3.1.4.2.
- The participant MUST obtain the message as detailed in section 3.1.4.1. The participant SHOULD use a MaxEnvelopeSize.<20>

If the message is too large, a Fault Record MAY<21> be sent, and the session MUST be closed.

3.1.4.12 Unsize Envelope Record

- If the record type the participant read from the protocol stream is not Unsize Envelope Record, it MUST be handled as described in section 3.1.4.2.
- The participant MUST then process the first chunk and any additional chunks, as described in section 3.1.4.1, until the Terminator marker (octet 0x00) is read. To achieve streaming, reading chunks SHOULD be correlated with consumption of chunks by the higher layer. The participant SHOULD use a MaxChunkSize.<22> If the chunk size is too large, a Fault Record MAY<23> be sent, and the session MUST be closed.

3.1.4.13 End Record

- If the record type the participant read from the protocol stream is not End Record, it MUST be handled as described in section 3.1.4.2.
- The participant MUST set Receive Allowed to FALSE.

3.1.5 Message Processing Events and Sequencing Rules

This document assumes that the processing of received octets is deferred until initiated by a higher-layer triggered event or a required response in the protocol. All message processing events and sequencing rules are explained in the context of higher-layer triggered events.

3.1.6 Timer Events

None.

3.1.7 Other Local Events

3.1.7.1 Underlying Transport Session Is Closed

If at any point, the underlying network transport session is closed, the Protocol Stream is closed. The participant **MUST** discard any session-related state.

3.2 Initiator Details

3.2.1 Abstract Data Model

The details are covered in section 3.1.1.

3.2.2 Timers

None.

3.2.3 Initialization

The details are covered in section 3.1.3.

3.2.4 Higher-Layer Triggered Events

The operation of the initiator is driven by the following higher-layer triggered events.

3.2.4.1 Initialize Session

A new session state **MUST** be created, and session properties initialized as described in section 3.1.3.

3.2.4.2 Send Preamble

- The initiator **MUST** send the Preamble Message as described in section 2.2.6.
- In the case of Simplex mode, the initiator **MUST** send the Preamble End record as described in section 2.2.3.7.
- In the case of Singleton Unsized, and Duplex modes, the initiator **MUST** perform the following additional steps:
 - If an upgrade is required, send the Upgrade Request Record as described in section 2.2.3.5.
 - If an upgrade is sent, read the Upgrade Response Record as described in section 3.1.4.8.
 - Send the Preamble End Record as described in section 2.2.3.7.
 - Read the Preamble Ack Record as described in section 3.1.4.10.
- The initiator **MUST** set Send Allowed to TRUE.
- If the mode is Duplex, the initiator **MUST** set Receive Allowed to TRUE.

3.2.4.3 Send Message

If Send Allowed is set to FALSE, an error MUST be propagated to the higher layer, and no further processing done. Otherwise, the initiator MUST do the following based on the mode.

3.2.4.3.1 Singleton Unsized Mode

- The initiator MUST send an Unsized Envelope Record containing the message as described in section 2.2.4.3.
- The initiator MUST send an End Record as described in section 2.2.3.9.
- The initiator MUST set Send Allowed to FALSE.

3.2.4.3.2 Duplex or Simplex Mode

The initiator MUST send a Sized Envelope Record containing the message as described in section 2.2.4.1.

3.2.4.3.3 Singleton Sized Mode

The initiator MUST send the message and set Send Allowed to FALSE.

3.2.4.4 Receive Message

If Receive Allowed is set to FALSE, an error MUST be propagated to the higher layer and no further processing done. Otherwise, the initiator MUST read a Sized Envelope Record as described in section 3.1.4.11, and propagate the contained message to a higher layer.

3.2.4.5 Send End Record

If mode is not Duplex or Simplex, an error MUST be propagated to the higher layer and no further processing done. Otherwise, the initiator MUST send an End Record as described in section 2.2.3.9. The initiator MUST set Send Allowed to FALSE.

3.2.4.6 Session Close

The initiator MUST discard any session-related state and no further processing done.

3.2.5 Message Processing Events and Sequencing Rules

The details are covered in section 3.1.5.

3.2.6 Timer Events

None.

3.2.7 Other Local Events

The details are covered in section 3.1.7.

3.3 Receiver Details

3.3.1 Abstract Data Model

The details are covered in section 3.1.1.

3.3.2 Timers

None.

3.3.3 Initialization

The details are covered in section 3.1.3.

3.3.4 Higher-Layer Triggered Events

The operation of the receiver is driven by the following higher-layer triggered events.

3.3.4.1 Initialize Session

A new session state **MUST** be created and session properties initialized as described in section 3.1.3.

3.3.4.2 Receive Preamble

- The receiver **MUST** read the Version Record, as described in section 3.1.4.3.
- The receiver **MUST** read the Mode Record, as described in section 3.1.4.4.
- The receiver **MUST** read the Via Record, as described in section 3.1.4.5.
- The receiver **MUST** read the Encoding Record, as described in section 3.1.4.6.
- If the mode is Simplex, the receiver **MUST** read the Preamble End record as described in section 3.1.4.9.
- If the mode is Singleton Unsized, or Duplex, the receiver **MUST** perform these additional steps:
 - If an upgrade is required, read the Upgrade Request Record, as described in section 3.1.4.7.
 - Read the Preamble End Record, as described in section 3.1.4.9.
- The receiver **MUST** set Receive Allowed to TRUE.
- If the mode is Duplex, the receiver **MUST** set Send Allowed to TRUE.

3.3.4.3 Send Message

If Send Allowed is set to FALSE, an error **MUST** be propagated to the higher layer and no further processing done. Otherwise, the receiver **MUST** send a Sized Envelope Record containing the message as described in section 2.2.4.1.

3.3.4.4 Receive Message

If Receive Allowed is set to FALSE, an error **MUST** be propagated to the higher layer and no further processing done. Otherwise, the receiver **MUST** do the following based on the Mode.

3.3.4.4.1 Singleton Unsize Mode

- The receiver MUST read an Unsize Envelope Record as described in section 3.1.4.12, and propagate the contained message to a higher layer.
- The receiver MUST read an End Record as described in section 3.1.4.13.
- The receiver MUST set Receive Allowed to FALSE.

3.3.4.4.2 Duplex or Simplex Mode

The receiver MUST read a Sized Envelope Record as described in section 3.1.4.11, and propagate the contained message to a higher layer.

3.3.4.4.3 Singleton Sized Mode

The receiver MUST read the message and propagate it to a higher layer. The receiver MUST set Receive Allowed to FALSE.

3.3.4.5 Send End Record

If the mode is not Duplex, an error MUST be propagated to the higher layer and no further processing done. Otherwise, the receiver MUST send an End Record as described in section 2.2.3.9. The receiver MUST set Send Allowed to FALSE.

3.3.4.6 Session Close

The receiver MUST discard any session-related state and no further processing done.

3.3.5 Message Processing Events and Sequencing Rules

The details are covered in section 3.1.5.

3.3.6 Timer Events

None.

3.3.7 Other Local Events

The details are covered in section 3.1.7.

4 Protocol Examples

4.1 Duplex Mode

The protocol exchange involving a Duplex Mode session is illustrated in this section. The initiator first establishes a session with the receiver. The initiator then sends a message, and the receiver replies. Finally, the session is closed. The Protocol Configuration Object for this session has been configured as follows:

- Transport - The specifics of network transport are excluded from this example. The following packet captured demonstrates only the .NET Message Framing Protocol and message payload.
- Version - This exchange happened over Major Version 1 and Minor Version 0 of this protocol.
- Mode - Duplex mode was used.
- Via - The receiver was identified by the URI `net.tcp://SampleServer/SampleApp/`.
- Encoding - Binary Session Encoding was used to encode the messages.

4.1.1 Initiator Receiver: Preamble Message

Raw Message

```
00000030                                00 01 ..
00000040 00 01 02 02 21 6E 65 74 2E 74 63 70 3A 2F 2F 53 ....!net.tcp://S
00000050 61 6D 70 6C 65 53 65 72 76 65 72 2F 53 61 6D 70 ampleServer/Samp
00000060 6C 65 41 70 70 2F 03 08                                leApp/..
```

Parsed Message

NMF: Preamble

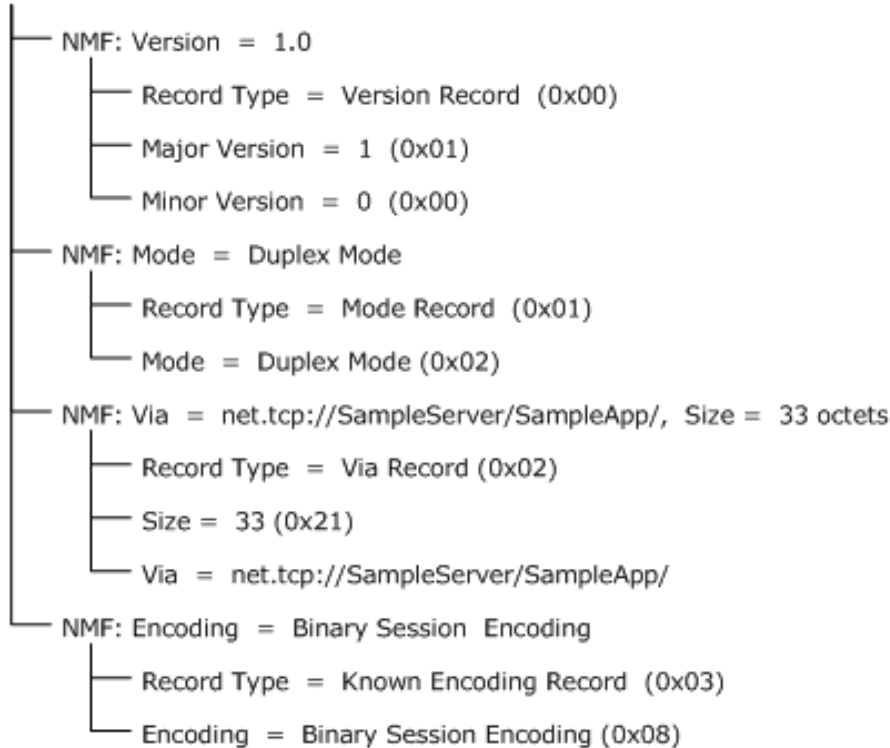


Figure 12: Initiator Receiver: Preamble Message

4.1.2 Initiator Receiver: Preamble End Message

Raw Message

```
00000030                                0C .
```

Parsed Message

NMF: Preamble End



Figure 13: Initiator Receiver: Preamble End Message

4.1.3 Receiver Initiator : Preamble Ack Message

Raw Message

00000030 0B .

Parsed Message

NMF: Preamble Ack Message

└─ NMF: Record Type = Preamble Ack Record (0x0B)

Figure 14: Receiver Initiator : Preamble Ack Message

4.1.4 Initiator Receiver: Sized Envelope Message

Raw Message

```
00000030 06 AA ..
00000040 01 74 2A 68 74 74 70 3A 2F 2F 74 65 6D 70 75 72 .t*http://tempur
00000050 69 2E 6F 72 67 2F 49 4F 6E 65 57 61 79 43 6F 6E i.org/IOneWayCon
00000060 74 72 61 63 74 2F 45 78 65 63 75 74 65 21 6E 65 tract/Execute!ne
00000070 74 2E 74 63 70 3A 2F 2F 53 61 6D 70 6C 65 53 65 t.tcp://SampleSe
00000080 72 76 65 72 2F 53 61 6D 70 6C 65 41 70 70 2F 07 rver/SampleApp/.
00000090 45 78 65 63 75 74 65 13 68 74 74 70 3A 2F 2F 74 Execute.http://t
000000A0 65 6D 70 75 72 69 2E 6F 72 67 2F 0A 73 65 6E 64 empuri.org/.send
000000B0 53 74 72 69 6E 67 56 02 0B 01 73 04 0B 01 61 06 StringV...s...a.
000000C0 56 08 44 0A 1E 00 82 AB 01 44 0C 1E 00 82 AB 03 V.D.....D.....
000000D0 01 56 0E 42 05 0A 07 42 09 99 0D 54 65 73 74 20 .V.B...B...Test.
000000E0 6D 65 73 73 61 67 65 31 01 01 01 message1..
```

Parsed Message

NMF: Sized Envelope Message, Message Size = 170

└─ NMF: Record Type = Sized Envelope Record (0x06)

└─ NMF: Size = 170 (0xAA 0x01)

+NMF: Payload: Number of payload octets remaining = 170

Figure 15: Initiator Receiver: Sized Envelope Message

4.1.5 Receiver Initiator: Sized Envelope Message

Raw Message

```
00000030                                06 36                .6
00000040 00 56 02 0B 01 73 04 0B 01 61 06 56 08 44 0A 1E .V...s...a.V.D..
00000050 00 82 AB 01 44 0C 1E 00 82 AB 03 01 56 0E 42 05 ....D.....V.B.
00000060 0A 07 42 09 99 0D 54 65 73 74 20 6D 65 73 73 61 ..B...Test.messa
00000070 67 65 32 01 01 01                                ge2..
```

Parsed Message

```
NMF: Sized Envelope Message, Message Size = 54
├── NMF: Record Type = Sized Envelope Record (0x06)
├── NMF: Size = 54 (0x36)
└── +NMF: Payload: Number of payload octets remaining = 54
```

Figure 16: Receiver Initiator: Sized Envelope

4.1.6 Initiator Receiver: End Message

Raw Message

```
00000030                                07                .
```

Parsed Message

```
NMF: End Message
└── NMF: Record Type = End Record (0x07)
```

Figure 17: Initiator Receiver: End Message

4.1.7 Receiver Initiator: End Message

Raw Message

```
00000030                                07                .
```

Parsed Message

```
NMF: End Message
└── NMF: Record Type = End Record (0x07)
```

Figure 18: Receiver Initiator: End Message

5 Security

5.1 Security Considerations for Implementers

To minimize the risk of a denial-of-service (DOS) attack, it is recommended that an implementation of this protocol limit the size of variable-length records, including Via, Extensible Encoding, Upgrade Protocol, Sized Envelope, and UnsizeD Envelope Record chunks. Note that Via, Extensible Encoding, and Upgrade Protocol records are exchanged before a stream upgrade can supply transport level security. Therefore, particular care needs to be taken to limit these records to a reasonable size if security is not available.

5.2 Index of Security Parameters

None.

6 Appendix A: Product Behavior

The information in this specification is applicable to the following Microsoft products or supplemental software. References to product versions include [released-service-packs/updates to those products](#).

This document specifies version-specific details in the Microsoft .NET Framework. For information about which versions of .NET Framework are available in each released Windows product or as supplemental software, see [MS-NETOD] section 4.

- Microsoft .NET Framework 3.0
- Microsoft .NET Framework 3.5
- Microsoft .NET Framework 4.0
- Microsoft .NET Framework 4.5
- Microsoft .NET Framework 4.6
- Microsoft .NET Framework 4.7

Exceptions, if any, are noted [below in this section](#). If [a-an update version, service pack or Quick-Fix Engineering \(QFE\) Knowledge Base \(KB\) number](#) appears with [thea product version, name, the](#) behavior changed in that [service pack or QFE update](#). The new behavior also applies to subsequent [service packs of the product/updates](#) unless otherwise specified. If a product edition appears with the product version, behavior is different in that product edition.

Unless otherwise specified, any statement of optional behavior in this specification that is prescribed using the terms "SHOULD" or "SHOULD NOT" implies product behavior in accordance with the SHOULD or SHOULD NOT prescription. Unless otherwise specified, the term "MAY" implies that the product does not follow the prescription.

<1> Section 1.3: The Windows implementation of this protocol is exercised through the use of the following Windows Communication Framework bindings [MSDN-WCF].

1. NetTcpBinding [MSDN-NETTcp] - If the TransferMode property on the binding is set to Buffered, the mode is set to Duplex. Otherwise, the mode is set to Singleton Unsized. If the Security.Transport.ClientCredentialType property on the binding is set to Certificate, the "SSL/TLS" upgrade protocol is used. Otherwise, if it is set to Windows, the "Negotiate" upgrade protocol is used.
2. NetNamedPipeBinding [MSDN-NETNamedPipe] - If the TransferMode property on the binding is set to Buffered, the mode is set to Duplex. Otherwise, the mode is set to Singleton Unsized. If the Security.Mode property on the binding is set to Transport, the "Negotiate" upgrade protocol is used.
3. NetMsmqBinding [MSDN-NETMsmq] - If a TransactionScope is being used, the mode is set to Simplex. Otherwise, the mode is set to Singleton Sized. If the Security.Transport.MsmqAuthenticationMode property on the binding is set to Certificate, the "SSL/TLS" upgrade protocol is used. Otherwise, if it is set to WindowsDomain, the "Negotiate" upgrade protocol is used.

The Windows implementation of this protocol is also exercised through a custom Windows Communication Framework binding that uses the TcpTransportBindingElement [MSDN-NETTcpBE] or the NamedPipeTransportBindingElement [MSDN-NETNamedPipeBE], or the MsmqTransportBindingElement [MSDN-NETMsmqBE].

The Windows implementation of this protocol is also exercised through the use of the following Windows Web Services API channel binding [MSDN-WSchBind]:

1. `WS_TCP_CHANNEL_BINDING` - If channel binding is set to `WS_TCP_CHANNEL_BINDING`, the mode is always set to Duplex. If channel security binding [`MSDN-WSSECBIND`] is set to `WS_TCP_SSPI_TRANSPORT_SECURITY_BINDING` [`MSDN-WSTCPSSPI`], the "Negotiate" upgrade protocol is used.

<2> Section 2.2.2: The Windows implementation of the protocol that is exercised by Windows Communication Foundation will not allow record sizes larger than 0x7fffffff octets.

<3> Section 2.2.3.1: The Windows implementation of this protocol that is exercised by Windows Communication Foundation does not validate the value of the minor version when the value of the major version is 0x01.

<4> Section 2.2.3.4.1: The Windows implementation of this protocol that is exercised by both Windows Communication Framework and Windows Web Services API supports all the known encoding schemes.

<5> Section 2.2.3.4.2: The .NET Framework 4.5 and .NET Framework 4.6 implementations of this protocol that are exercised by Windows Communication Foundation use the Extensible Encoding Record to indicate the MIME content type for binary message encoding compression (see [`MSDN-BinaryMsgEncngBindElmnt`]).

<6> Section 2.2.3.5: The Windows implementation of this protocol that is exercised by Windows Communication Framework supports only the SSL/TLS and Negotiate upgrade protocols.

The Windows implementation of this protocol that is exercised by Windows Web Services API supports only the Negotiate upgrade protocol.

<7> Section 2.2.5: The Windows implementation of this protocol that is exercised by Windows Communication Framework supports the following set of faults: `ContentTypeInvalid`, `ContentTypeTooLong`, `ConnectionDispatchFailed`, `EndpointNotFound`, `EndpointUnavailable`, `MaxMessageSizeExceededFault`, `ServerTooBusy`, `ServiceActivationFailed`, `UnsupportedMode`, `UnsupportedVersion`, `UpgradeInvalid`, and `ViaTooLong`.

The Windows implementation of this protocol that is exercised by Windows Web Services API supports the following set of faults: `ContentTypeInvalid`, `EndpointNotFound`, `MaxMessageSizeExceededFault`, `UnsupportedMode`, and `UpgradeInvalid`.

<8> Section 3.1.4.1: The Windows implementation of this protocol that is exercised by both Windows Communication Framework and Windows Web Services API does not send a Fault Record if the size of a variable-sized record is 0.

<9> Section 3.1.4.3: The Windows implementation of this protocol that is exercised by Windows Communication Framework sends a Fault Record (`UnsupportedVersion`) if an incorrect version is specified in the received Version Record.

The Windows implementation of this protocol that is exercised by Windows Web Services API does not send a Fault Record if an incorrect version is specified in the received Version Record.

<10> Section 3.1.4.4: The Windows implementation of this protocol that is exercised by both Windows Communication Framework and Windows Web Services API sends a Fault Record (`UnsupportedMode`) if an incorrect mode is specified in the received Mode Record.

<11> Section 3.1.4.5: The Windows implementation of this protocol that is exercised by both Windows Communication Framework and Windows Web Services API defines a `MaxViaSize` of 2,048 bytes.

<12> Section 3.1.4.5: The Windows implementation of this protocol that is exercised by both Windows Communication Framework and Windows Web Services API does not send a Fault Record if the size of Via in the received Via Record exceeds `MaxViaSize`.

<13> Section 3.1.4.5: The Windows implementation of this protocol that is exercised by both Windows Communication Framework and Windows Web Services API sends a Fault Record (EndpointNotFound) if the endpoint cannot be located for the specified Via in the received Via Record.

The Windows implementation of this protocol that is exercised by Windows Communication Framework sends a Via with a scheme component that is equal to "net.tcp" if exercised with NetTcpBinding (see [MSDN-NETTcp]) or TcpTransportBindingElement (see [MSDN-NETTcpBE]); and a Via with a scheme component that is equal to "net.msmsg" if exercised with NetMsmsgBinding (see [MSDN-NETMsmsg]) or MsmsgTransportBindingElement (see [MSDN-NETMsmsgBE]).

A Via that has a scheme equal to "net.tcp" or "net.msmsg" uses the following constructions: the URI reference is absolute, the URI contains a hierarchical part, the hierarchical part contains a network path, the authority is a server, and the server does not include user information.

The Windows implementation of this protocol that is exercised by Windows Web Services API sends a Via with a scheme component equal to "net.tcp" if exercised with WS_TCP_CHANNEL_BINDING [MSDN-WSCHBIND]. A Via with a scheme equal to "net.tcp" uses the following constructions: the URI reference is absolute, the URI contains a hierarchical part, the hierarchical part contains a network path, the authority is a server, and the server does not include user information.

The Windows implementation of this protocol that is exercised by both Windows Communication Framework and Windows Web Services API supports attempting to locate an endpoint for a specified Via with a scheme component that is equal to "net.tcp" when the transport session (as described in section 1.5) that is carrying the protocol stream is a TCP connection (as defined in [RFC793]) whose destination address is equal to the authority of the Via; however, an authority that does not designate a port is equivalent to an authority that uses port 808.

The Windows implementation of this protocol that is exercised by Windows Communication Framework supports attempting to locate an endpoint for a specified Via with a scheme component equal to "net.msmsg" when the initiator is Microsoft Message Queuing, as specified in [MS-MQMQ], whose queue path name computer is equal to the authority of the Via and the remainder of whose queue path name is equal to the absolute path of the Via, except that the first path segment in the Via of a private queue is "private" rather than "private\$".

<14> Section 3.1.4.6: The Windows implementation of this protocol that is exercised by both Windows Communication Framework and Windows Web Services API defines a MaxContentTypeSize of 256 bytes.

<15> Section 3.1.4.6: The Windows implementation of this protocol that is exercised by both Windows Communication Framework and Windows Web Services API does not send a Fault Record if the size of the extensible encoding in the received Extensible Encoding Record exceeds MaxContentTypeSize.

<16> Section 3.1.4.6: The Windows implementation of this protocol that is exercised by both Windows Communication Framework and Windows Web Services API sends a Fault Record (ContentTypeInvalid) if an unsupported content type is specified in the received Encoding Record.

<17> Section 3.1.4.7: The Windows implementation of this protocol exercised by both Windows Communication Framework and Windows Web Services API defines a MaxUpgradeProtocolSize of 256 bytes.

<18> Section 3.1.4.7: The Windows implementation of this protocol exercised by both Windows Communication Framework and Windows Web Services API does not send a Fault Record if the size of an upgrade protocol name in the received Upgrade Request Record exceeds MaxUpgradeProtocolSize.

<19> Section 3.1.4.7: The Windows implementation of this protocol exercised by both Windows Communication Framework and Windows Web Services API sends a Fault Record (UpgradeInvalid) if an unsupported upgrade protocol name is specified in an Upgrade Request Record.

<20> Section 3.1.4.11: The Windows implementation of this protocol that is exercised by both Windows Communication Framework and Windows Web Services uses a MaxEnvelopeSize as configured externally.

<21> Section 3.1.4.11: The Windows implementation of this protocol that is exercised by both Windows Communication Framework and Windows Web Services API sends a Fault Record (MaxMessageSizeExceededFault) if the size of the received Sized Envelope Record exceeds MaxEnvelopeSize but is not greater than 0xffffffff. No Fault Record is sent if the size of the received Sized Envelope Record exceeds 0xffffffff.

<22> Section 3.1.4.12: The Windows implementation of this protocol that is exercised by Windows Communication Framework defines a MaxChunkSize of 0xffffffffa.

<23> Section 3.1.4.12: The Windows implementation of this protocol that is exercised by Windows Communication Framework does not send a Fault Record if the size of a chunk in the received Unsize Envelope Record exceeds MaxChunkSize.

7 Change Tracking

This section identifies changes that were made to this document since the last release. Changes are classified as Major, Minor, or None.

The revision class **Major** means that the technical content in the document was significantly revised. Major changes affect protocol interoperability or implementation. Examples of major changes are:

- A document revision that incorporates changes to interoperability requirements.
- A document revision that captures changes to protocol functionality.

The revision class **Minor** means that the meaning of the technical content was clarified. Minor changes do not affect protocol interoperability or implementation. Examples of minor changes are updates to clarify ambiguity at the sentence, paragraph, or table level.

The revision class **None** means that no new technical changes were introduced. Minor editorial and formatting changes may have been made, but the relevant technical content is identical to the last released version.

The changes made to this document are listed in the following table. For more information, please contact dochelp@microsoft.com.

Section	Description	Revision class
2.2.3.5 Upgrade Request Record	Updated reference from [RFC4346] to [RFC5246] to support additional features in this release.	Major

8 Index

A

Abstract data model
 initiator (section 3.1.1 25, section 3.2.1 37)
 receiver (section 3.1.1 25, section 3.3.1 39)
Applicability 13

C

Capability negotiation 13
Change tracking 50
Closed transport session - underlying 37
Communication modes
 message chunking 12
 message property scope 11
 message traffic flow 12
 overview 11
 protocol receiver mode 12

D

Data model - abstract
 initiator (section 3.1.1 25, section 3.2.1 37)
 receiver (section 3.1.1 25, section 3.3.1 39)
Data_Chunk packet 21
Duplex Mode example 41

E

Encoding Record type 35
End Record type 36
End_Record packet 20
Envelope Encoding Record 17
Envelope records 20
Envelope Records message 20
Examples
 Duplex Mode 41
 Initiator Receiver
 End Message 44
 Preamble End Message 42
 Preamble Message 42
 Sized Envelope Message 43
 Receiver Initiator
 End Message 44
 Preamble Ack Message 43
 Sized Envelope Message 44
Extensible_Encoding_Record packet 18

F

Fault Records message 22
Fault_Records packet 22
Fields - vendor-extensible 13

G

Glossary 7
Grammar 31

H

- Handling receipt of an unexpected record type 34
- Higher-layer triggered events
 - initiator
 - end record - send 38
 - message
 - receive 38
 - send 38
 - overview (section 3.1.4 33, section 3.2.4 37)
 - preamble - send 37
 - session
 - closed 38
 - initialized 37
 - receiver
 - end record - send 40
 - message
 - receive 39
 - send 39
 - overview (section 3.1.4 33, section 3.3.4 39)
 - preamble - receive 39
 - session
 - closed 40
 - initialized 39

I

- Implementer - security considerations 45
- Index of security parameters 45
- Informative references 8
- Initialization
 - initiator (section 3.1.3 33, section 3.2.3 37)
 - receiver (section 3.1.3 33, section 3.3.3 39)
- Initiator
 - abstract data model (section 3.1.1 25, section 3.2.1 37)
 - higher-layer triggered events
 - end record - send 38
 - message
 - receive 38
 - send 38
 - overview (section 3.1.4 33, section 3.2.4 37)
 - preamble - send 37
 - session
 - closed 38
 - initialized 37
 - initialization (section 3.1.3 33, section 3.2.3 37)
 - local events (section 3.1.7 37, section 3.2.7 38)
 - message processing (section 3.1.5 36, section 3.2.5 38)
 - sequencing rules (section 3.1.5 36, section 3.2.5 38)
 - timer events (section 3.1.6 37, section 3.2.6 38)
 - timers (section 3.1.2 33, section 3.2.2 37)
- Initiator Receiver
 - End Message example 44
 - Preamble End Message example 42
 - Preamble Message example 42
 - Sized Envelope Message example 43
- Initiator-receiver interactions 25
- Interactions - initiator-receiver 25
- Introduction 7

K

- Known_Encoding_Record packet 17

L

- Large message exchange scenario 11

Local events
 initiator (section 3.1.7 37, section 3.2.7 38)
 receiver (section 3.1.7 37, section 3.3.7 40)

M

Message exchange scenario
 large 11
 multiple bidirectional 11
 offline 11
Message processing
 initiator (section 3.1.5 36, section 3.2.5 38)
 receiver (section 3.1.5 36, section 3.3.5 40)
Messages
 chunking 12
 Envelope Records 20
 Fault Records 22
 Preamble Message 23
 Property Records 15
 property scope 11
 Record Size Encoding 14
 Record Types 14
 traffic flow 12
 transport 14
Mode Record type 35
Mode_Record packet 16
Multiple bidirectional message exchange scenario 11

N

Normative references 8

O

Offline message exchange scenario 11
Overview (synopsis) 9

P

Parameter index - security 45
Parameters - security index 45
Preamble Ack Record type 36
Preamble End Record type 36
Preamble Message message 23
Preamble_Ack_Record packet 20
Preamble_End_Record packet 20
Preamble_Message packet 23
Preconditions 12
Prerequisites 12
Product behavior 46
Property records 15
Property Records message 15
Protocol Details
 overview 25
Protocol receiver mode 12
Protocol upgrades 12

R

Reading variable-sized records 34
Receipt of an unexpected record type - handling 34
Receiver
 abstract data model (section 3.1.1 25, section 3.3.1 39)
 higher-layer triggered events

- end record - send 40
- message
 - receive 39
 - send 39
- overview (section 3.1.4 33, section 3.3.4 39)
- preamble - receive 39
- session
 - closed 40
 - initialized 39
- initialization (section 3.1.3 33, section 3.3.3 39)
- local events (section 3.1.7 37, section 3.3.7 40)
- message processing (section 3.1.5 36, section 3.3.5 40)
- sequencing rules (section 3.1.5 36, section 3.3.5 40)
- timer events (section 3.1.6 37, section 3.3.6 40)
- timers (section 3.1.2 33, section 3.3.2 39)
- Receiver Initiator
 - End Message example 44
 - Preamble Ack Message example 43
 - Sized Envelope Message example 44
- Record Size Encoding message 14
- Record Types message 14
- Records
 - Encoding Record type 35
 - End Record type 36
 - envelope 20
 - handling receipt of an unexpected type 34
 - Mode Record type 35
 - Preamble Ack Record type 36
 - Preamble End Record type 36
 - property 15
 - reading variable-sized 34
 - size encoding 14
 - Sized Envelope Record type 36
 - types 14
 - Unsize Envelope Record type 36
 - Upgrade Request Record type 35
 - Upgrade Response Record type 35
 - Version Record type 34
 - Via Record type 35
- References 7
 - informative 8
 - normative 8
- Relationship to other protocols 12

S

- Scenarios
 - large message exchange 11
 - message exchange
 - large 11
 - multiple bidirectional 11
 - offline 11
 - multiple bidirectional message exchange 11
 - offline message exchange 11
 - overview 10
- Security
 - implementer considerations 45
 - parameter index 45
- Sequencing rules
 - initiator (section 3.1.5 36, section 3.2.5 38)
 - receiver (section 3.1.5 36, section 3.3.5 40)
- Sized Envelope Record type 36
- Sized_Envelope_Record packet 21
- Standards assignments 13

T

Timer events

- initiator (section 3.1.6 37, section 3.2.6 38)
- receiver (section 3.1.6 37, section 3.3.6 40)

Timers

- initiator (section 3.1.2 33, section 3.2.2 37)
- receiver (section 3.1.2 33, section 3.3.2 39)

Tracking changes 50

Transport 14

Transport session - underlying - closed 37

Triggered events - higher-layer

initiator

- end record - send 38
- message
 - receive 38
 - send 38
- overview (section 3.1.4 33, section 3.2.4 37)
- preamble - send 37
- session
 - closed 38
 - initialized 37

receiver

- end record - send 40
- message
 - receive 39
 - send 39
- overview (section 3.1.4 33, section 3.3.4 39)
- preamble - receive 39
- session
 - closed 40
 - initialized 39

U

Underlying transport session is closed 37

Unexpected record type - handling receipt 34

Unsize Envelope Record type 36

Unsize Envelope Record packet 21

Upgrade Request Record type 35

Upgrade Response Record type 35

Upgrade Request Record packet 19

Upgrade Response Record packet 20

Upgrades 12

V

Variable-sized records - reading 34

Vendor-extensible fields 13

Version Record type 34

Version Record packet 16

Versioning 13

Via Record type 35

Via Record packet 17